

## LED TECHNOLOGY

50,000 Hours Life, 80 Watt, 120-277VAC 50/60Hz

### Applications:

Pathway, Wall, Security, Walkways, and Perimeter Lighting.

### Features:

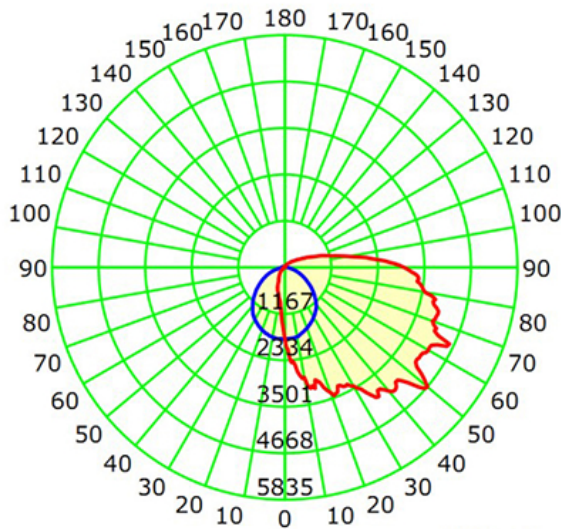
- Adjustable CCT 3000K, 4000K, and 5000K
- Photocell Included with Quick Disconnect
- 120/277 Dual Voltages
- Aluminum Rust Proof Body
- UL Certified Outdoor Wet Location
- Replaces 250W HID Unit
- Bronze, Powder Coat Finish
- Polycarbonate Lens with UV Stabilization



### Specification:

Input Line Voltage:	120-277VAC
Power	80W
Input Line Frequency	50/60Hz
Luminaire Life (Rated)	50,000hrs
Minimum Starting Temp	-40°C/-40°F
Maximum Operating Temp	45°C/113°F
Adjustable CCT	3000K/4000K/5000K
CRI	≥80
Lumens	9600
Power Factor 120/277V	0.99/0.91
CBCP	4668
Dimmable	0-10V

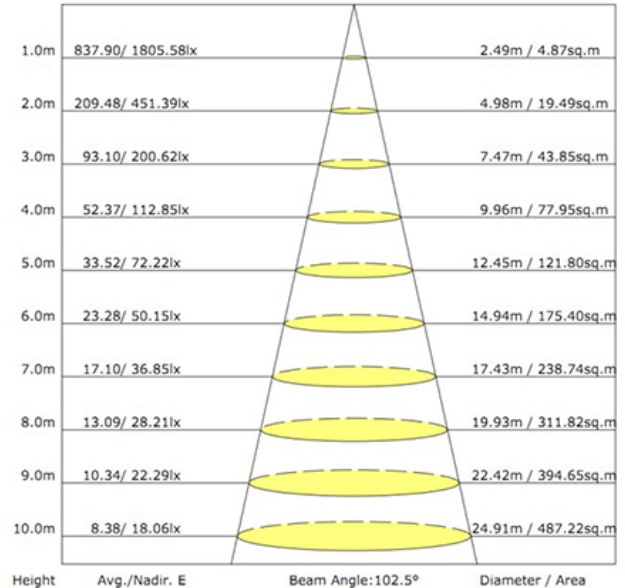
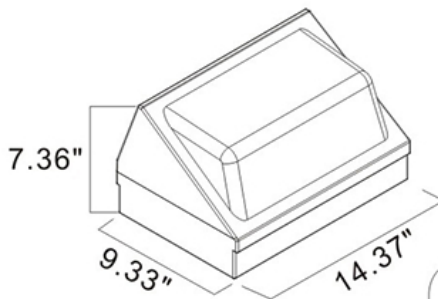
Luminous Intensity Distribution Curve



Unit: cd

Average Diffuse Angle(50%): 100.4°

— C0-C180 — C90-C270



Note: The curves indicate the illuminated area and the average illumination when the luminaire is at different distance.

Model:#	Description	wattage	lumens
LWP80FHZ/CCT	80Watt Hard Wire LED Light Bronze Body, Adjustable CCT	80W	9600

\* 5 Year Limited Warranty

UPC: 80680215548-7

