

LRS SERIES Outdoor Lighting

LRS-Q-MCT5-BR

LRS-Q-MCT5-BK

LRS-Q-MCT5-WH

WALL CUBE WITH ADJ. BEAM ANGLE UP/DOWN LIGHTS

MCT5 Multi Color Temperature (Selectable)

WESTGATE

THE FUTURE IS HERE...AND IT'S QUITE BRIGHT!

Customer Name: _____

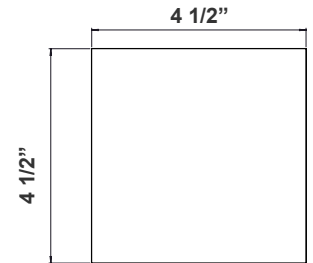
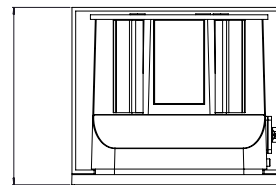
Project Name: _____

Note: _____

Type: _____



Avail Finishes:



4 1/2"(W) x 3 3/4"(H) x 4 1/2"(D)

The Westgate Wall Cube with Adjustable Beam Angle is a stylish, energy-efficient fixture offering customizable up/down lighting for indoor and outdoor use, enhancing spaces with elegant and effective illumination.

Features

- Aluminum Housing and Steel Back Plate
- Adjustable Beam Angles - 10° to 100° Up/Down
- 7-Year Warranty
- Multi CCT Switch is Inside Fixture

Technical Specifications

Electrical:

- Voltage: 120V AC 60Hz
- Wattage: 15W
- Power Factor: >0.90
- Efficacy: 53 LPW

Mechanical:

- Aluminum Housing and Steel Back and Bronze Plate
- Adjustable Beam Angles - 10° to 100° Up/Down
- Beam Angle Guidance Chart Included for ensuring consistent lighting across multiple units for a uniform and visually appealing lighting experience.
- Operating Temperature: -22°F to 104°F
- 7-Year Warranty
- Suitable For Wet Location

Lighting:

- Multi CCT Switch is Inside Fixture
- Total Lumens: 800LM
- Color Temperatures: 2700K/3000K/3500K/4000K/5000K
- Color Rendering Index: CRI ≥ 80
- Adjustable Beam Angles - 10° to 100° Up/Down
- Rated life: 70,000 Hrs

Applications:

- The Westgate Wall Cube with Adjustable Beam Angle is a stylish, energy-efficient fixture offering customizable up/down lighting for indoor and outdoor use, enhancing spaces with elegant and effective illumination.



Selectable CCT Switch Inside The Housing

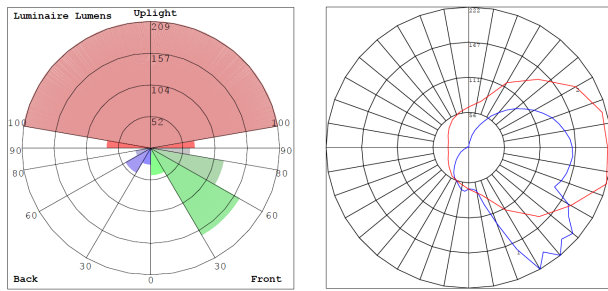


Phone: (877) 805-2252 | Fax: (877) 805-2252
www.westgatemfg.com

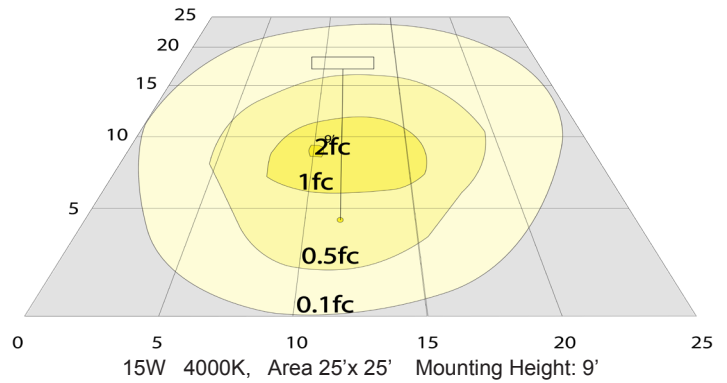


WG-02022020

Photometrics: LLRS-Q-MCT5



BUD Rating: B0-U3-G1



Other Views: LRS-Q-MCT5



Performance Table: LRS-Q-MCT5

MODEL NO.	Wattage	Voltage	Lumens	Color Temp.	BUG Rating	LPW
LRS-Q-MCT5-BR LRS-Q-MCT5-BK LRS-Q-MCT5-WH	15W	120V	800LM	2700K 3000K 3500K 4000K 5000K	B0-U3-G1	53

Sample Ordering

Model **Color Temp.** **Housing**
 - - -

BR = Bronze
 BK = Black
 WH = White

Factory-Installed Option:

Blank = No Option For Accessories
 OPT-EM-LRS-Q-BK = Emergency Back up battery Installed in Back Box- Black
 OPT-EM-LRS-Q-BR = Emergency Back up battery Installed in Back Box- Bronze
 OPT-EM-LRS-Q-WH = Emergency Back up battery Installed in Back Box- White

FACTORY INSTALLED OPTION:

