

# LRS SERIES Outdoor Lighting

LRS-MC-MCT5-P-BR  
MINI-CONE OUTDOOR WALL SCONCE WITH PHOTOCELL, 5" HEIGHT

**MCT** Multi Power/Wattage (Selectable)

**WESTGATE**  
THE FUTURE IS HERE...AND IT'S QUITE BRIGHT!

Customer Name: \_\_\_\_\_

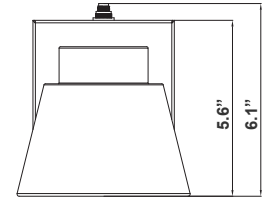
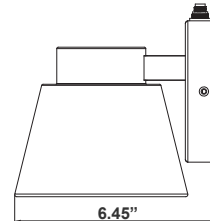

Project Name: \_\_\_\_\_

Note: \_\_\_\_\_

Type: \_\_\_\_\_



Avail. Finishes:



LED Seaside Outdoor Wall Lantern with aluminum housing & powder-coated finish, acrylic diffuser. Ideal for general site lighting, residential buildings, doorway, pathway and parking areas.

**5 1/2"(W) x 6.1"(H) x 6.45"(D)**  
**Back Plate 5"(Diameter)**

## Features

- Aluminum Housing and Steel Back Plate
- Frosted Glass Lens
- 7-Year Warranty
- Multi CCT Switch is Inside Fixture

## Technical Specifications

### Electrical:

- Voltage: 120V AC 60Hz
- Wattage: 10W
- Power Factor: >0.90
- Efficacy: 70 LPW

### Mechanical:

- Photocell Included
- Powder Coated Finish With Glass Cover
- Frosted Glass Lens
- Operating Temperature: -22°F to 104°F
- Wet Location
- 7-Year Warranty
- IP42, Suitable for outdoor use

### Lighting:

- Dimming: TRIAC dimming
- Total Lumens: 700LM
- Color Temperatures: 2700K/3000K/3500K/4000K/5000K
- Color Rendering Index: CRI ≥ 80
- Beam Angle: 90° x 110°
- Rated life: 70,000 Hrs

### Applications:

- LED Seaside Outdoor Wall Lantern with aluminum housing & powder-coated finish, acrylic diffuser. Ideal for general site lighting, residential buildings, doorway, pathway and parking areas.

### Other Models:

- 10W | 700LM | LRS-MC-MCT5-P-WH
- 10W | 700LM | LRS-MC-MCT5-P-BN
- 10W | 700LM | LRS-MC-MCT5-P-BK

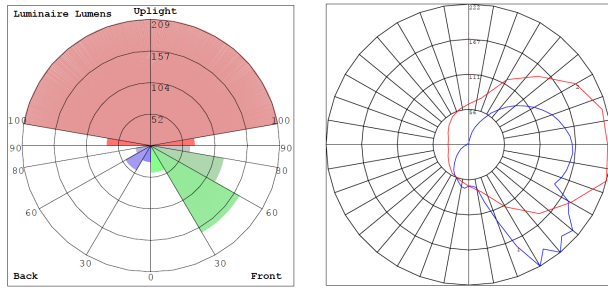


Phone: (877) 805-2252 | Fax: (877) 805-2252  
www.westgatemfg.com

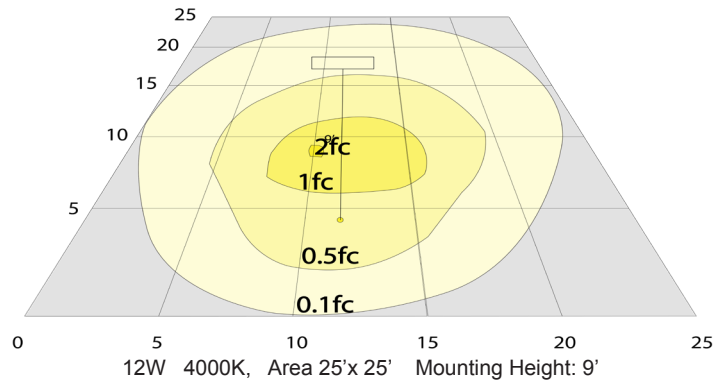


WG-02022020

**Photometrics:** LRS-MC-MCT5-P-BR



BUD Rating: B0-U3-G1




**Other Views:**



Side View



Front View



Back View

**Performance Table:** LRS-MC-MCT5-P-BR

MODEL NO.	Wattage	Voltage	Lumens	Color Temp.	BUG Rating	LPW
LRS-MC-MCT5-P-BR	10W	120V	700LM	2700K 3000K 3500K 4000K 5000K	B0-U3-G1	70

**Sample Ordering**

Model	Style	Color Temp.	Photocell	Housing				
LRS	-	MC	-	MCT5	-	P	-	BR

**Factory-Installed Options:**

Blank = No Option For Accessories  
OPT-EM-LRS-MC = EXTERNAL BACK BOX

**FACTORY-INSTALLED OPTIONS:**



OPT-EM-LRS-MC

**Other Model:**



LRS-MC-MCT5-P-WH



LRS-MC-MCT5-P-BK

