

# EL SERIES

Exit & Emergency Lighting

**WESTGATE**  
THE FUTURE IS HERE...AND IT'S QUITE BRIGHT!

EL-EHO



Selection:



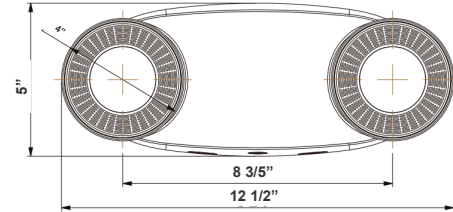
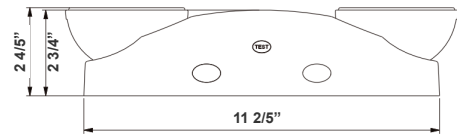
Emergency lighting is designed to provide sufficient illumination in the event of a mains power failure. Modern emergency lighting is installed in virtually every commercial and high occupancy residential building. Most building codes require that they be installed in older buildings as well.

Customer Name: \_\_\_\_\_

Project Name: \_\_\_\_\_

Note: \_\_\_\_\_

Type: \_\_\_\_\_



**5"(H) x 12 1/2"(W) x 2 4/5"(D)**

## Features

- Innovative, Easy Installation in Minutes
- Injection-Molded Thermoplastic ABS Housing, UL 94V-0 Flame Rating.
- 3-Year Warranty
- 2x3pcs Super bright LED lamp heads for emergency mode

## Technical Specifications

### Electrical:

- Voltage: 120-277V / 50-60Hz
- Power Factor: >0.90
- Wattage: 10W Per Head
- Efficacy: 62.5 LPW

### Mechanical:

- Mounting: wall mounting with KO's in Back Plate
- Universal J-box Mounting Pattern
- Maximum 24 hours for Full Recharge Time
- Test Switch and Charge Indicator
- Operating temperature: 68-122°F
- Rated life: 90-minute rated
- White Finish
- IP 20, Indoor Use only

### Lighting:

- Two fully adjustable 10-Watt LED lamp heads for safe egress
- Improved Beam Control for Increased Spacing and Illumination
- Total Lumens: 1250LM
- Color Temperatures: 4200K
- Built-in 6V 4Ah Lead Acid battery for minimum 90 minutes Emergency Operation

### Applications:

- Emergency lighting is designed to provide sufficient illumination in the event of a mains power failure. Modern emergency lighting is installed in virtually every commercial and high occupancy residential building. Most building codes require that they be installed in older buildings as well.

### Other Models:

- 1.1W | 245LM | EL-M1
- 6W | 454LM | EL-WP

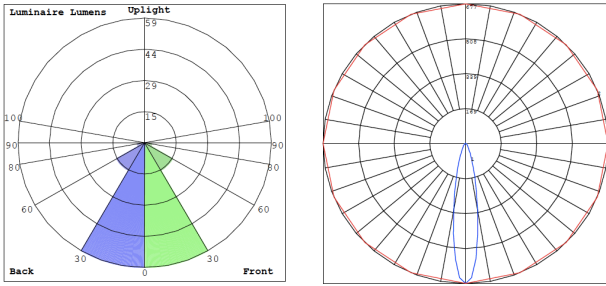


Phone: (877) 805-2252 | Fax: (877) 805-2252  
www.westgatemfg.com |




WG-02212022

## Photometrics: EL-EHO

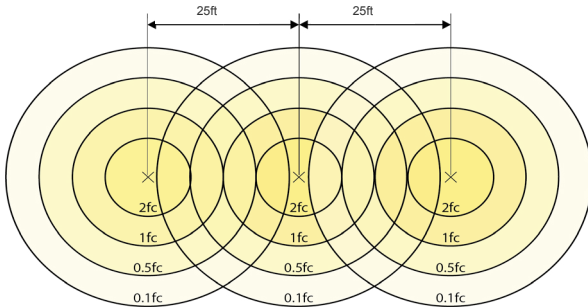


BUG Rating: B0-U1-G0



Mounting Height: 7.5'

## Maximum Required Spacing:



The emergency lighting system must be arranged to provide initial illumination of at least 1 ft-candle average and a 0.1 ft-candle minimum at any point measured along the path of egress at floor level  
 Maximum required distance between each EL-EHO emergency lights is 25 foot if they are mounted at 7.5 foot high.  
 The required spacing varies depending on the mounting height

## Other Views:



Side View



Front View



Back View

## Performance Table: EL-EHO

MODEL NO.	Wattage	Voltage	Lumens	Color Temp.	BUG Rating	LPW
EL-EHO	10W Per Head	120/277V	1250LM	4200K	B0-U1-G0	62.5

## Sample Ordering

### Model

EL-EHO

## Other Models:



EL-M1  
LED Mini Emergency Light



EL-WP  
Wet Location Emergency Light

