

# EL SERIES Exit & Emergency Lighting

EL-M2-BK



Avail Finishes:



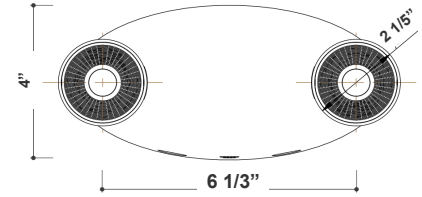
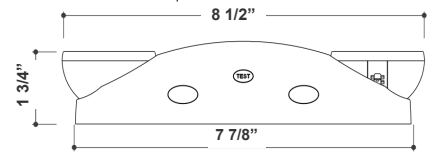
Emergency lighting is designed to provide sufficient illumination in the event of a mains power failure. Modern emergency lighting is installed in virtually every commercial and high occupancy residential building. Most building codes require that they be installed in older buildings as well.

Customer Name: \_\_\_\_\_

Project Name: \_\_\_\_\_

Note: \_\_\_\_\_

Type: \_\_\_\_\_



**4"(H) x 8 1/2"(W) x 1 3/4"(D)**

## Features

- Innovative, Easy Installation in Minutes
- Injection-Molded Thermoplastic ABS Housing, UL 94V-0 Flame Rating.
- 3-Year Warranty for battery
- Suitable for wall mount applications
- Universal J-box mounting pattern

## Technical Specifications

### Electrical:

- Voltage: 120V-277V AC Dual Voltage Operation
- Power Factor: >0.90
- Wattage: 1W per head
- Efficacy: 100 LPW

### Mechanical:

- Mounting: wall mounting with KO's in Back Plate
- The head provides approximately 90° of vertical tilt (from straight out to straight down)
- The head provides approximately 350° horizontal rotation around the mounting axis
- Universal J-box Mounting Pattern
- Maximum 24 hours for Full Recharge Time
- Test Switch and Charge Indicator
- Operating temperature: 32°F to 104°F
- Rated life: 90-minute rated
- Five Years Warranty For The Electrical Parts and Housing
- Black Finish
- Suitable for Damp Location

### Lighting:

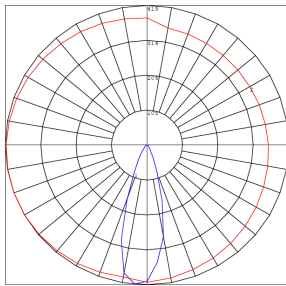
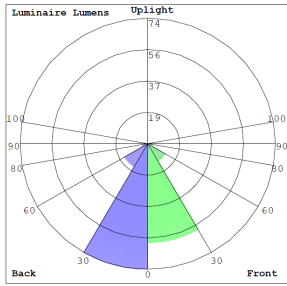
- 2pcs 1W Ultra Bright LED Lamp Heads for Emergency Mode
- Improved Beam Control for Increased Spacing and Illumination
- Total Lumens: 200LM
- Color Temperatures: 6000K
- Built-in 3.6V 1000mAh Nickel Cadmium Battery for Minimum 90 Minutes Emergency Operation

### Applications:

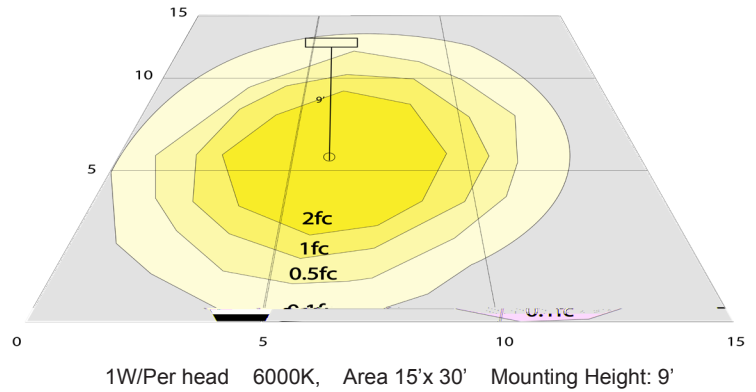
- Emergency lighting is designed to provide sufficient illumination in the event of a mains power failure. Modern emergency lighting is installed in virtually every commercial and high occupancy residential building. Most building codes require that they be installed in older buildings as well.



## Photometrics: EL-M2-BK



BUG Rating: B0-U1-G0



## Other Views:



Side View

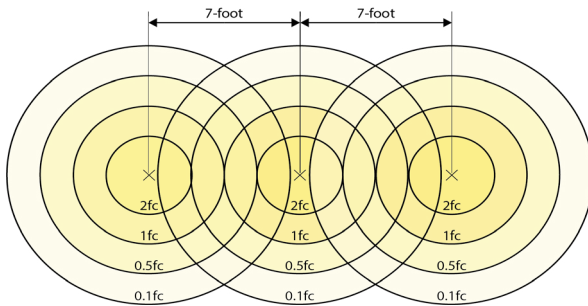


Front View



Back View

## Maximum Required Spacing:



Mounting Height: 9'

The emergency lighting system must be arranged to provide initial illumination of at least 1 ft-candle average and a 0.1 ft-candle minimum at any point measured along the path of egress at floor level

Maximum required distance between each EL-M2 emergency lights is 7 foot if they are mounted at 9 foot high.

The required spacing varies depending on the mounting height

## Performance Table: EL-M2

MODEL NO.	Wattage	Voltage	Lumens	Color Temp.	BUG Rating	LPW
EL-M2-BK	1W Per Head	120/277V	200LM	6000K	B0-U1-G0	100

## Sample Ordering

Model	Style	Finish
EL	-	M2
	-	BK

