

BOL SERIES Outdoor Lighting

BOL-608RD-16-MCTP-BK
BOL-608RD-16-MCTP-BR
ROUND BOLLARD OPEN DESIGN, POWER AND CCT ADJUSTABLE,
4-1/3"

MCTP Multi Color Temperature & Multi Power/Wattage (Selectable)

Customer Name: _____

Project Name: _____

Note: _____

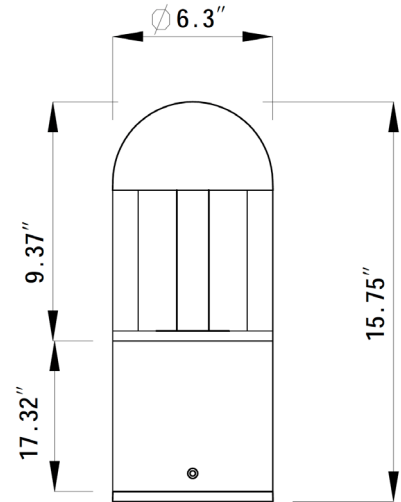
Type: _____



Avail Finishes:



Bollards are designed for walkways, entrance ways, drives and other small-area lighting applications where low mounting heights are desirable



15.75"(H) x 6.3"(W)

Features

- Corrosion Resistant Aluminum for Exterior
- Samsung 2835 LED Chips
- Wattage & CCT Selectable Switches inside fixtur
- 7-Year Warranty

Technical Specification

Electrical:

- Voltage: 120-277V AC
- Wattage: 10W/18W/25W
- Power Factor: >0.9
- Efficacy: 70LM/W

Mechanical:

- Corrosion Resistant Aluminum for Exterior
- Operating Temperature: -40°F to 122°F
- IP Rating: IP65, Wet Locations
- 7 Years Warranty

Lighting:

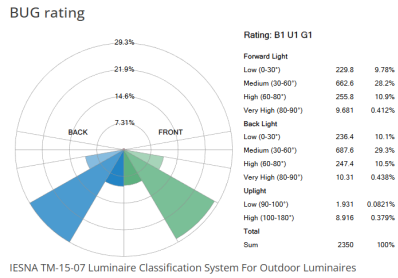
- Wattage & CCT Selectable Switches inside fixtur
- Lumens: 1750LM Max.
- Color Temperatures: 3000K/4000K/5000K
- Color Rendering Index: CRI ≥ 80
- Beam Angle : 360°
- Lifespan: 70000 Hours

Applications:

- Bollards are designed for walkways, entrance ways, drives and other small-area lighting applications where low mounting heights are desirable

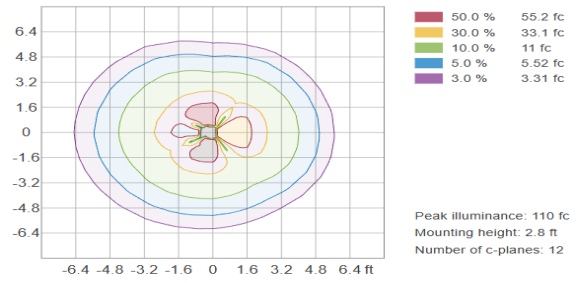


Photometrics: BOL-608RD-16-MCTP



BUD Rating: B1-U1-G1

Iso-illuminance plot



Area 6.4' x 6.4'

Performance Table: BOL-608RD-16-MCTP

| MODEL NO. | Wattage | Voltage | Lumens | Color Temp. | BUG Rating | LPW |
|----------------------|---------|----------|--------|-------------|------------|-----|
| BOL-608RD-16-MCTP-BK | 10W | 120~277V | 700LM | 3000K | B1-U1-G1 | 70 |
| BOL-608RD-16-MCTP-BR | 18W | | 1260LM | 4000K | | |
| | 25W | | 1750LM | 5000K | | |

Sample Ordering

Model **Style** **Size** **Color Temp.** **Housing**
 - - - -

BK= BLACK
BR= Bronze

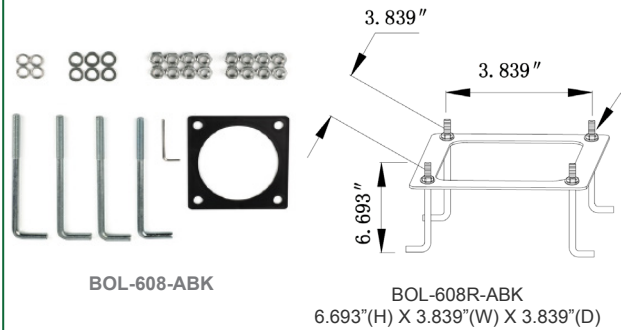
Accessories:

Blank = No Option For Accessories
 BOL-608R-ABK = Bollard Round Replacement Anchor

Factory-Installed Options:

Blank = No Option For Accessories
 OPT-EM-OD1INT = Emergency Backup Internal Battery, Back Box
 OPT-CRL-95(BK/GR/SR/WH) = Paint
 OPT-SEN-WMC = Microwave Bi-Level Sensor

ACCESSORIES:



FACTORY-INSTALLED OPTION:




COLOR CHART: * Choose from one of our Premium Colors with no set-up fee.

Gloss:



Hammer:



Texture:



Vein:

