

WMX SERIES

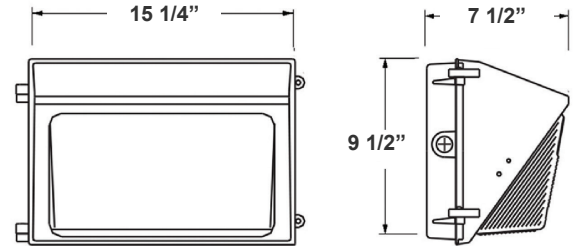
WMX-MD-20-50W-30K
WMX-MD-20-50W-40K
WMX-MD-20-50W-50K

LED OUTDOOR LIGHTING

WESTGATE
THE FUTURE IS HERE...AND IT'S QUITE BRIGHT!



Customer Name: _____
Project Name: _____
Note: _____ | Type: _____



15 1/4"(W) x 9 1/2"(H) x 7 1/2"(D)

Ideal for general site lighting, alleys, loading docks, doorway, pathway, and parking areas.

Features

- ADC12 Aluminum Heat Sink, Outdoor Powder Coating
- Multi-Power Switch is inside the Fixture
- 7-year warranty
- Prismatic Borosilicate Glass Lens

Technical Specifications

Electrical:

- Input Wattage: 20/30/40/50W
- Input Voltage: 120-277V AC 50/60Hz
- Input current: 0.64A
- Power factor: >0.9
- Efficacy: 130 LPW

Mechanical:

- ADC12 Aluminum Heat Sink, Outdoor Powder Coating
- Lens: Prismatic Borosilicate Glass Lens
- Same Footprint as Traditional HID Wall Packs
- Four 1/2" Hubs: 1 top, 1 on Each Side, 1 Rear
- Mounting: Wall Mounting
- Operating Temperature: -40°F ~ 104°F
- Lifespan: 70000 Hrs.
- IP rating: IP65, Wet Locations

Lighting:

- Dimming: 0-10V Dimming
- Multi-Power Switch is inside the Fixture
- Total Lumens: 6800LM Max.
- Color Temperature: 3000K/4000K/5000K
- CRI: >70

Applications:

- Ideal for general site lighting, alleys, loading docks, doorway, pathway and parking areas.
- Replace existing HID wall packs
- Great for use with photocell

Other Models:

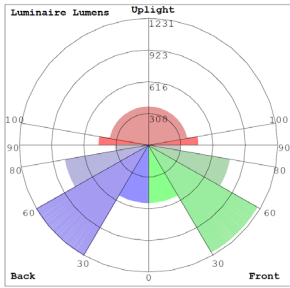
- | | | |
|------------------------------------|-------------------------------------|---------------------------------------|
| • 30W 4200LM WMX-SM-15-30W-30K | • 80W 11200LM WMX-MD-20-80W-30K | • 120W 16500LM WMX-LG-50-120W-30K |
| • 30W 4200LM WMX-SM-15-30W-40K | • 80W 11200LM WMX-MD-20-80W-40K | • 120W 16500LM WMX-LG-50-120W-40K |
| • 30W 4200LM WMX-SM-15-30W-50K | • 80W 11200LM WMX-MD-20-80W-50K | • 120W 16500LM WMX-LG-50-120W-50K |



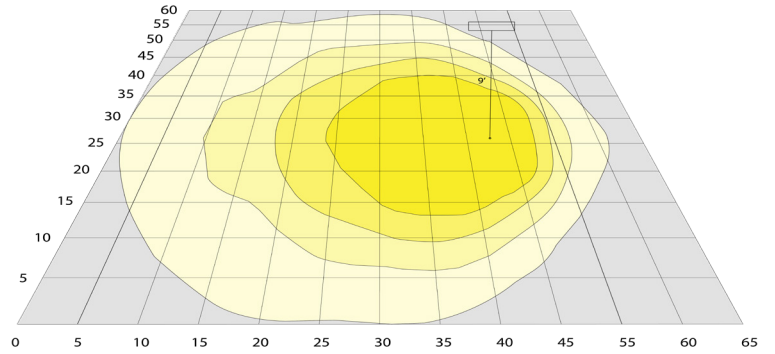
Phone: (877) 805-2252 | Fax: (877) 805-2252
www.westgatemfg.com |



Photometrics: WMX-MD-20-50W



BUG Rating: B3-U4-G4



Area 60'x 60' Mounting Height: 9'


Other Views:



Side View



Front View



Back View

Performance Table: WMX-MD-20-50W

MODEL NO.	Wattage	Voltage	Lumens	Color Temp.	BUG Rating	LPW
WMX-MD-20-50W-30K	20W	120-277V	2600LM	3000K 4000K 5000K	B3-U4-G4	130
	30W		3900LM			
WMX-MD-20-50W-40K	40W		5200LM			
	50W		6500LM			

Sample Ordering

Model	Size	Min. Watt	Max. Watt	Color Temp.
WMX	- MD	- 20	- 50W	

30K = 3000K
40K = 4000K
50K = 5000K

Accessories:

Blank = No Option For Accessories
WML-SH2= SHIELD FOR WMX-MD

Factory-Installed Options:

Blank = No Option For Accessories
OPT-EM-OD3INT= INTERNAL EMERGENCY BACKUP BATTERY
OPT-SEN-3MRLV-5= PROGRAMMABLE MICROWAVE (BI-LEVEL FOR 80W & UP)
OPT-PC-B= BUTTON
OPT-CLR-85= COLOR PAINT
WEC-8RC= REMOTE CONTROL
OPT-TRS-T20= TAMPER RESISTANT SCREW

ACCESSORY:



WML-SH2

FACTORY-INSTALLED OPTIONS:



OPT-EM-OD3INT



WEC-8RC



OPT-PC-B

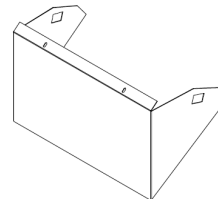
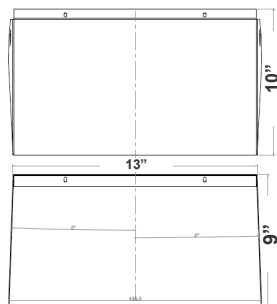


OPT-SEN-3MRLV-5

Dimensions:



WML-SH2
SHIELD FOR WMX-MD



COLOR CHART: * Choose from one of our Premium Colors with no set-up fee.

Gloss:



SILVER METALLIC
70 GLOSS
T357-GR105



SILVER METALLIC
30 GLOSS
T353-GR06



DARK RED 90
GLOSS
P009-RD02



INTERNATIONAL
ORANGE 90
GLOSS
T009-OG26



SAFETY ORANGE
90 GLOSS
T009-OG01



YELLOW 90
GLOSS
T009-YL14



YELLOW 90
GLOSS
T009-YL01



TRAFFIC GREEN
70 GLOSS
T007-GN16



GREEN 70 GLOSS
T007-GN13



GREEN 60 GLOSS
C006-GN03



BLUE 90 GLOSS
T009-BL01



DARK BLUE 80
GLOSS
T008-BL20



RAL 8028 TERRA
BROWN 90 GLOSS
C209-BR358

Hammer:




WHITE HAMMER
T013-WH09



BEIGE HAMMER
T013-BG38




GREY HAMMER
C013-GR08




SILVER
HAMMERTONE
T064-GR05



BLACK HAMMER
T013-BK62



RED HAMMER
T013-RD15



GREEN HAMMER
T013-GN220



BLUE HAMMER
T013-BL468



BRONZE HAMMER
T012-BR161

Texture:



WHITE TEXTURE
C031-WH120



FLINT GRAY
TEXTURE
T243-GR522



BLACK TEXTURE
C241-BK109



RED TEXTURE
T241-RD129



BLUE TEXTURE
C241-BL544



OIL RUBBED
BRONZE TEXTURE
T291-BR251

Vein:



BLACK/WHITE
VEIN
T075-WH34



SILVER VEIN
T375-BK26



COPPER VEIN
EXTERIOR
T075-BK211



GOLD VEIN
T375-BK10



COPPER VEIN
T375-BK07

