

NOXTW-4 Series

4" Onyx Tunable White Retrofit Reflectors

Source: 10.5W
850lm

Type

Project

Catalog No.

Notes

PRODUCT DESCRIPTION

Onyx 4" Tunable White Retrofit Series include an integral tunable CCT switch. Spun aluminum construction provides clean sharp edges and is suitable for use with most 4" recessed housings. Deep regressed optics and round aperture deliver even and glare-free illumination.

FEATURES

- 850lm / 10.5W LED light engine
- 2700K, 3000K, 3500K, 4000K or 5000K @ 90+ CRI
- Integral dimmable driver
- Includes medium base socket adapter for easy retrofitting in 4" recessed housings
- Quick connector is compatible with dedicated LED housings
- 5-year limited warranty
- cULus classified for wet locations
- ENERGY STAR certified

SPECIFICATION

Reflector: One piece, spun aluminum construction dissipates heat and extends life. Unitized Thermal Management, UTM, provides exceptional cool operation.

Mounting: Two steel, spring mounting blades allow for easy and secure mounting in most 4" housings.

Retrofit: Onyx retrofit series includes medium base screw-socket adapter (NRA-211SM) for retrofitting into existing medium base downlight housings. GU24 socket adapter is available for use with GU24 housings, must specify NRA-212SM.

ELECTRICAL

Input Voltage: 120V

Lumens / Wattage: 850lm / 10.5W

Color Temperature:

2700K, 3000K, 3500K, 4000K or 5000K

(each luminaire includes a CCT switch)

CRI: 90+CRI

Dimming: Triac or ELV

[Click Here](#) or check complete dimmer list at

www.NoraLighting.com in the "Compatibility" page under "Resources" tab

COMPATIBLE HOUSINGS

Onyx reflectors are compatible with most 4" IC and Non-IC housings by Nora and others.

Fire Box

- NFBIC-4LMRATA*** IC Air-Tight Dedicated LED Firebox
- NFBIC-427LMRATA*** Shallow ICAT Dedicated LED Firebox
- NFBIC-4INCATA** IC Air-Tight Line Voltage Firebox

New Construction

- NHIC-4LMRAT*** IC Air-Tight Dedicated LED
- NHIC-4LMRAT/277*** ICAT Dedicated LED, 277V (includes step-down transformer)
- NHICCP-4LMRAT*** Chicago Plenum Dedicated LED
- NHIC-427LMRAT*** Shallow IC Air-Tight Dedicated LED
- NSIC-401QAT** IC Air-Tight Line Voltage
- NS-401QAT** Air-Tight Line Voltage
- NHIC-4G24AT** IC Air-Tight GU24

Remodel

- NHRIC-4LMRAT*** IC Air-Tight Dedicated LED
- NHRIC-427LMRAT*** Shallow IC Air-Tight Dedicated LED
- NSR-404QAT** Air-Tight Line Voltage
- NHRIC-4G24AT** IC Air-Tight GU24

* Nora LED Dedicated housings are cULus listed for use only with Nora LED Retrofits.

ACCESSORIES

NOX-4REFL: Round reflector insert used to convert the reflector finish for NOXTW-431. Available in black, haze or clear diffused.

NOX-4BAF: Round baffle insert used to convert the reflector for NOXTW-431. Available in black or white.

NOX-4EYELIDW: White round eyelid used to convert round reflector or baffle to half moon wall wash trim.

NOX-4OR-W: White round oversize ring used to cover ceiling cut-outs up to 5-7/8".

LABELS AND LISTINGS

- cULus classified for Wet Locations
- ENERGY STAR certified (WW only)
- [5-Year Limited Warranty](#)
- Meets ASTM-E283 Air-Tight requirements
- FCC compliant
- Certified to the high efficacy requirements of California Title 24 JA8-2019



PRODUCT IMAGES AND DIMENSIONS



NOXTW-431WW / NOX-4REFLH
4" Onyx Reflector with Haze Reflector Insert



NOXTW-431WW / NOX-4BAFB
4" Onyx Reflector with Black Baffle Insert

4" Onyx Tunable White Reflectors

Reflector Type	Color Temperature	Finish
NOXTW-431 = Round Reflector	(blank) = 2700K, 3000K, 3500K, 4000K, 5000K	BB = Black / Black Flange (NOXTW-431 only)
NOXTW-432 = Round Baffle		WW = White / White Flange

Optional Accessories

Description
NOX-4REFLB = 4" Black Reflector Insert for NOXTW-431
NOX-4REFLD = 4" Clear Diffused Reflector Insert for NOXTW-431
NOX-4REFLHZ = 4" Haze Reflector Insert for NOXTW-431
NOX-4BAFB = 4" Black Baffle Insert for NOXTW-431
NOX-4BAFW = 4" White Baffle Insert for NOXTW-431
NOX-4EYELIDW = 4" Round White Eyelid
NOX-4OR-W = 4" Round White Oversize Ring
NRA-211SM = Medium base screw-in socket (included w/ each)
NRA-212SM = Socket adapter for use with GU24 housings

Example: **NOXTW-431WW** = 4" Onyx Tunable White Round Reflector LED Retrofit, White Reflector / White Flange

NOXTW-4 Series

4" Onyx Tunable White Retrofit Reflector Accessories

Type
Project
Catalog No.
Notes



Onyx Reflector Insert

NOX-4REFLB Black
NOX-4REFLD Clear Diffused
NOX-4REFLHZ Haze
Round reflector insert is field changeable used to convert the reflector finish for NOXTW-431.



Onyx Baffle Insert

NOX-4BAFB Black
NOX-4BAFW White
Round baffle insert is field changeable used to convert reflector (NOXTW-431) to baffle.



Onyx Eyelid

NOX-4EYELIDW White
Round eyelid clips on reflector or baffle to convert into half moon wall wash



Onyx Oversize Ring

NOX-4OR-W White
Round oversize ring covers large ceiling cut-outs up to 5-7/8"



Medium Base Screw-In Socket

NRA-21ISM
Medium base screw-in socket adapter for retrofitting into existing medium base housings. One is included with each luminaire.



Socket Adapter for GU24 Housings

NRA-212SM
GU24 socket adapter for retrofitting into existing GU24 housings.

PHOTOMETRICS

4" Onyx Tunable White Retrofit Reflectors

Type

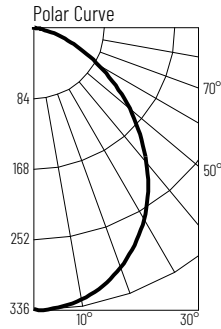
Project

Catalog No.

Notes

Test Information

Test Number: NTR1168
 Part Number: NOXTW-431WW
 Beam Spread: 93° Wide Flood
 Lumens: 738lm
 Wattage: 10.97W
 Efficacy: 67lpw
 CCT / CRI: 2700K / 90 CRI
 Spacing Criteria (0°-180): 1.18
 Spacing Criteria (90°-270): 1.18



Illuminance at a Distance

Distance from Luminaire	FC at Nadir	Beam Diameter
4'	20.9fc	8'-5"
6'	9.3fc	12'-7"
8'	5.2fc	16'-10"
10'	3.3fc	21'
12'	2.3fc	25'-2"

Zonal Lumen Summary

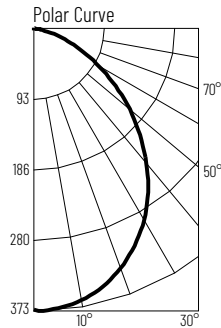
Zone	Lumens	% Luminaire
0-30	250	33.9
0-40	397	53.8
0-60	638	86.5
0-90	734	99.5
90-180	4	0.5
0-180	738	100

Candela Table

Vertical Angles	Candela
0	334
5	331
15	315
25	282
35	235
45	176

Test Information

Test Number: NTR1169
 Part Number: NOXTW-431WW
 Beam Spread: 93° Wide Flood
 Lumens: 825lm
 Wattage: 10.78W
 Efficacy: 77lpw
 CCT / CRI: 3000K / 90 CRI
 Spacing Criteria (0°-180): 1.18
 Spacing Criteria (90°-270): 1.2



Illuminance at a Distance

Distance from Luminaire	FC at Nadir	Beam Diameter
4'	20.9fc	8'-6"
6'	9.3fc	12'-8"
8'	5.2fc	17'
10'	3.3fc	21'-2"
12'	2.3fc	25'-6"

Zonal Lumen Summary

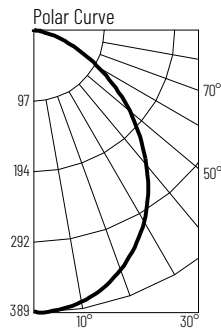
Zone	Lumens	% Luminaire
0-30	280	33.9
0-40	444	53.8
0-60	715	86.6
0-90	821	99.5
90-180	4	0.5
0-180	825	100

Candela Table

Vertical Angles	Candela
0	371
5	367
15	351
25	315
35	263
45	198

Test Information

Test Number: NTR1170
 Part Number: NOXTW-431WW
 Beam Spread: 92° Wide Flood
 Lumens: 847lm
 Wattage: 10.81W
 Efficacy: 78lpw
 CCT / CRI: 3500K / 90 CRI
 Spacing Criteria (0°-180): 1.16
 Spacing Criteria (90°-270): 1.16



Illuminance at a Distance

Distance from Luminaire	FC at Nadir	Beam Diameter
4'	24.3fc	8'-4"
6'	10.8fc	12'-5"
8'	6.1fc	16'-6"
10'	3.9fc	20'-8"
12'	2.7fc	24'-11"

Zonal Lumen Summary

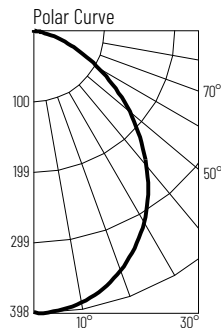
Zone	Lumens	% Luminaire
0-30	289	34.1
0-40	456	53.8
0-60	731	86.3
0-90	843	99.5
90-180	4	0.5
0-180	847	100

Candela Table

Vertical Angles	Candela
0	388
5	386
15	367
25	326
35	269
45	201

Test Information

Test Number: NTR1171
 Part Number: NOXTW-431WW
 Beam Spread: 94° Wide Flood
 Lumens: 892lm
 Wattage: 10.8W
 Efficacy: 83lpw
 CCT / CRI: 4000K / 90 CRI
 Spacing Criteria (0°-180): 1.2
 Spacing Criteria (90°-270): 1.2



Illuminance at a Distance

Distance from Luminaire	FC at Nadir	Beam Diameter
4'	24.9fc	8'-7"
6'	11.1fc	13'
8'	6.2fc	17'-4"
10'	4fc	21'-7"
12'	2.8fc	25'-11"

Zonal Lumen Summary

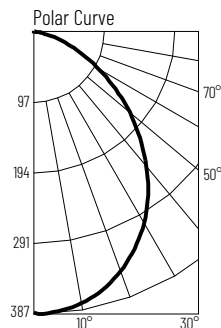
Zone	Lumens	% Luminaire
0-30	301	33.8
0-40	479	53.7
0-60	772	86.6
0-90	887	99.5
90-180	4	0.5
0-180	892	100

Candela Table

Vertical Angles	Candela
0	398
5	396
15	378
25	241
35	285
45	215

Test Information

Test Number: NTR1172
 Part Number: NOXTW-431WW
 Beam Spread: 94° Wide Flood
 Lumens: 869lm
 Wattage: 10.96W
 Efficacy: 79lpw
 CCT / CRI: 5000K / 90 CRI
 Spacing Criteria (0°-180): 1.18
 Spacing Criteria (90°-270): 1.18



Illuminance at a Distance

Distance from Luminaire	FC at Nadir	Beam Diameter
4'	24.2fc	8'-7"
6'	10.8fc	12'-11"
8'	6.1fc	17'-2"
10'	3.9fc	21'-6"
12'	2.7fc	25'-10"

Zonal Lumen Summary

Zone	Lumens	% Luminaire
0-30	293	33.7
0-40	465	53.5
0-60	749	86.2
0-90	865	99.5
90-180	4	0.5
0-180	869	100

Candela Table

Vertical Angles	Candela
0	387
5	386
15	369
25	331
35	276
45	208