

Emergency Bug Eyes

Square Models



Detail Specifications:

- Finish: White
- IP Rating: Dry Location
- Lumen Options
 - Standard: 3W 140LM
 - High Output: 6W 650LM
- Operating Temperature: 32°F to 104°F
- Average life (L70) of 50,000 hours

Applications:

- Exit Doors
- Corridor Intersections
- Exit Stairways
- Exit ramps

Product Information:

- Built-in test switch and charge indicator light
- Overcharge and over-discharge protection
- Injection-molded thermoplastic housing, PC cover
- Backup Time: >90 minutes
- Recharge time: 24 hours

Driver Options:

- Dual Voltage 120/277V
- PF >0.9, 50/60Hz
- Nickel Cadmium Battery 3.6V
- This fixture is non-dimmable

Mounting & Installation:

- Wall and ceiling mounted
- Universal J-box mounting pattern

Certifications:

- UL Listed for USA and CA (UL94V-0 Flame Rating)
- Metts UL924, NDPA 101
- Approved for CA T24
- 3 Year Limited Warranty
- FCC CFR 47, GCC Part 15, Subpart B:2017

Series

LED-EM-DH


3W • 140Lm

LED-EM-DH-HO

6W • 650Lm

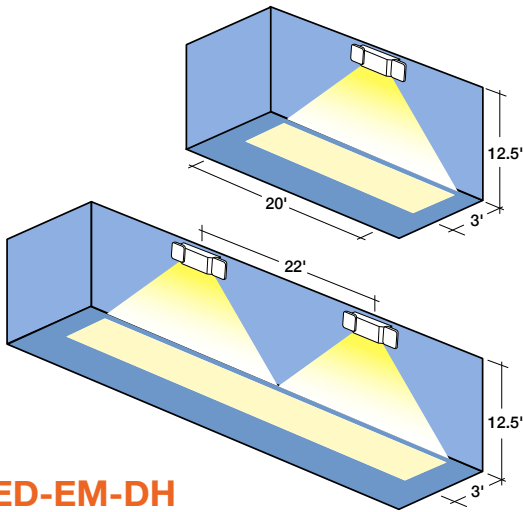
Specs and model numbers are subject to change with or without notice.

FEATURES

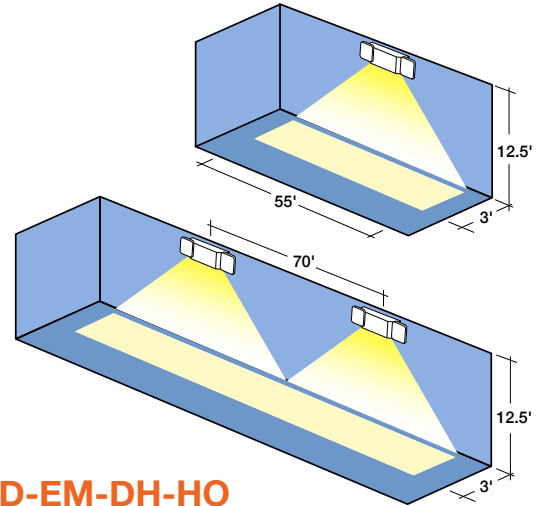


Maximum Spacing Guidelines

Meets the illumination requirements of NFPA101 - 1fc minimum and a min/max ratio of 40:1

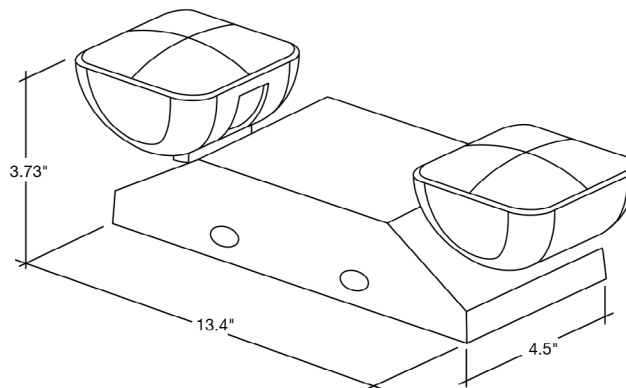


LED-EM-DH



LED-EM-DH-HO

DIMENSIONS



Specs and model numbers are subject to change with or without notice.