

6W/ft. High Output Indoor LED Tape Light



Ambio™ E60-24 is an architectural LED Tape Light. With 6W/ft and an industry leading 93+CRI. The product is designed to add light to coves, under cabinets and other niches while staying invisibly tucked away due to the products low profile. Factory custom cuts for hassle free projects. Standard rolls available.

Features

- Dimmable with ELCO dimmable drivers
- 3M Tape backing for easy installation
- Available in custom cuts, 16 foot and 100 foot rolls
- Field cuttable every 2 inches
- Max run of 13 feet
- 48 LEDs per foot
- Strip width of 10mm

Specifications

| | |
|-------------|--------|
| Wattage | 6W |
| Lumens | 550 lm |
| Voltage | 24V |
| Color Temp. | 3000K |
| Lamp Type | LED |
| CRI | 93+ |

Dimensions



Technical Details

Construction: Specification grade LED Tape light with premium 3M tape backing for architectural applications. Available in custom cuts and set rolls sizes. Custom cuts are factory cuts and packaged for hassle free projects.

Installation: 3M tape backing allows for quick and easy adhesions to a flat surface.

Aluminum Channels: Compatible with ELCO: EUD31, EUD32, EUD33, EUD35, EUD36, and EUD37.

Electrical:

- Input Voltage: 24V
- Input Power: 6W/ft

LED Technology:

- 48 LED's per foot, with 550 lm/ft
- Extremely accurate color rendering with 93+CRI
- Lumen Maintenance of 50,000 hours L70 Life based on LM80 standardized test results
- Available in various CCT options. For additional options please consult factory.

Dimmability: Dimmable with compatible 24V DC dimmable drivers

Listings: cUL Listed. RoHS Compliant. ENERGY STAR® Certified. California Title 24 JA8-2016- E.

Product Number

| Item | Description | Lamp type | Lumens | CCT | Watts | Voltage |
|--------------|--------------|-----------|--------|-------|-------|---------|
| E60-2430-100 | 100 ft. Reel | LED | 550 lm | 3000K | 6W | 24V |

Product Number Builder

Example: E60-2427-CC

| | | | | | |
|---------------------------|--------------|-------------------|---|--------------|--|
| High Efficiency Indoor 6W | - | Voltage | Color Temperature | - | Length |
| <div>E60</div> | <div>-</div> | <div>24 24V</div> | <div>27 2700K 30 3000K 40 4000K</div> | <div>-</div> | <div>CC Custom Cut 16 16 ft. Reel 100 100 ft. Reel</div> |

Compatible Products

For LED Tape Lights



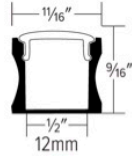
Aluminum Channels



Shallow Mount LED Aluminum Channel

Includes end caps, mounting clips & lens. Fits tape lights up to 12mm ($\frac{1}{2}$ " wide

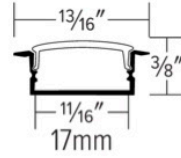
| CAT NO. | SPECIFICATIONS |
|----------|--------------------|
| EUD31-8 | 8' Channel |
| EUD31-CC | Custom Cut Channel |



Deep Mount LED Aluminum Channel

Includes end caps, mounting clips & lens. Fits tape lights up to 12mm ($\frac{1}{2}$ " wide

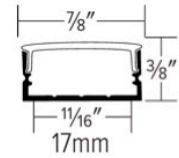
| CAT NO. | SPECIFICATIONS |
|----------|--------------------|
| EUD32-8 | 8' Channel |
| EUD32-CC | Custom Cut Channel |



Recessed Mount LED Aluminum Channel

Includes end caps, mounting clips & lens. Fits tape lights up to 17mm ($1\frac{1}{16}$ " wide

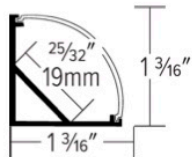
| CAT NO. | SPECIFICATIONS |
|----------|--------------------|
| EUD33-8 | 8' Channel |
| EUD33-CC | Custom Cut Channel |



Surface Mount LED Aluminum Channel

Includes end caps, mounting clips & lens. Fits tape lights up to 17mm ($1\frac{1}{16}$ " wide

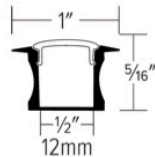
| CAT NO. | SPECIFICATIONS |
|----------|--------------------|
| EUD35-8 | 8' Channel |
| EUD35-CC | Custom Cut Channel |



Round Corner Mount LED Aluminum Channel

Includes end caps, mounting clips & lens. Fits tape lights up to 19mm ($25/32$ " wide

| CAT NO. | SPECIFICATIONS |
|----------|--------------------|
| EUD36-8 | 8' Channel |
| EUD36-CC | Custom Cut Channel |



Shallow Recessed Mount LED Aluminum Channel

Includes end caps, mounting clips and lens. Fits tape lights up to 12mm ($1\frac{1}{2}$ " wide

| CAT NO. | SPECIFICATIONS |
|----------|--------------------|
| EUD37-8 | 8' Channel |
| EUD37-CC | Custom Cut Channel |

Compatible Products

For Tape Lights

EL ELCO Lighting

LED Drivers



Electronic Low Voltage Dimmable Driver

No minimum load.
24V DC Output, 120V Input

| CAT NO. | SPECIFICATIONS |
|------------|----------------|
| DRVE24V60W | 60W |



Magnetic Low Voltage Dimmable Driver (Small)

Indoor and outdoor use.
24V DC Output, 120V Input
3 1/16" W x 1 3/8" H x 6" L

| CAT NO. | SPECIFICATIONS |
|------------|----------------|
| DRVM24V20W | 20W |
| DRVM24V40W | 40W |



Magnetic Low Voltage Dimmable Driver (Medium)

Indoor and outdoor use.
24V DC Output, 120V Input
3 1/16" W x 2 3/8" H x 8 5/8" L

| CAT NO. | SPECIFICATIONS |
|------------|----------------|
| DRVM24V60W | 60W |



Magnetic Low Voltage Dimmable Driver (Large)

Outdoor and wall mount use only
24V DC Output, 120V Input
4 1/8" W x 3 3/8" H x 9 1/4" L

| CAT NO. | SPECIFICATIONS |
|-------------|----------------|
| DRVM24V100W | 100W |
| DRVM24V150W | 150W |
| DRVM24V200W | 200W |
| DRVM24V300W | 300W |



Constant Voltage LED Driver

24V DC Output, 120V-277V Input

| CAT NO. | SPECIFICATIONS |
|---------|----------------|
| DRV60W | 60W |
| DRV100W | 100W |



0-10V Dimmable Driver

24V DC Output, 120V-277V Input

| CAT NO. | SPECIFICATIONS |
|-----------|----------------|
| DRV30W-10 | 30W |
| DRV60W-10 | 60W |
| DRV96W-10 | 96W |



Lutron™ Hi-Lume 1% LED Driver

Continuous flicker free dimming from 100% to 1%. Inrush current limiting circuitry. 120V - 277V

| CAT NO. | SPECIFICATIONS |
|----------|------------------------|
| DRVLT40W | (40W) Triac |
| DRVL340W | (40W) Lutron Ecosystem |

Lutron™ Hi-Lume Premiere 0.1% Dimming LED Driver

Continuous flicker free dimming from 100% to 1%. Inrush current limiting circuitry. 120V - 277V

| CAT NO. | SPECIFICATIONS |
|----------|------------------------|
| DRVL396W | (96W) Lutron Ecosystem |



Dimmer with Built-in Driver

Combinational dimmer and driver in one. Single pole preset dimmer with on/off button. 24V DC Output, 120V Input

| CAT NO. | SPECIFICATIONS |
|---------|----------------|
| DIMTP2 | 100W |