

4" Ultra Slim LED Square Panel Light with 5-CCT Switch

This 4" Ultra Slim Panel Light with 5-CCT Switch designed for quick and easy installation without a housing for both new construction and remodel applications. This IC-Rated fixture can be installed indoor or outdoor and delivers a smooth light output of 550 lumens. The 5-CCT Switch allows to choose desire color temperature from 2700K, 3000K, 3500K, 4000K or 5000K.



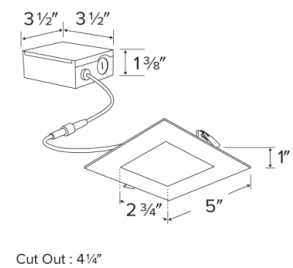
Features

- IC Airtight for use with direct contact to insulation.
- Designed to fit in plenums as shallow as 2".
- Eliminates the need for housing.
- New Construction application requires mounting plate or frame.
- Remodel applications require no additional accessories.
- Wet Location allows for use indoors or outdoors.
- CA Title 24 and ETL listed
- Includes driver and Jbox.

Specifications

Wattage	9W
Lumens	550 lm
Voltage	120V
Color Temp.	2700K, 3000K, 3500K, 4000K, 5000K
Dimmable	Triac/ELV
Lamp Type	LED
CRI	90+
Wet Location	Listed

Dimensions



Technical Details

Optics: Polycarbonate lens diffuses light evenly throughout space with no LED pixelation.

Construction: IC rated driver and fixture are tested and approved for direct contact with insulation. Aluminum die-cast trim ring with durable powdercoat finish preventing rust and paint cracking. Plenum rated cable connector to connect from module to remote driver box. Isolated driver integrated inside aluminum remote box with two 7/8" knockouts with slots for pryout.

Installation: Designed for super shallow ceiling plenums without any housing. High strength steel spring clip for easy installation. Hole cut out template provided for accurate hole size for proper trim installation. Maximum hole size should not exceed 4 1/4" for this product. Suitable installation for t-grid and drop ceiling applications.

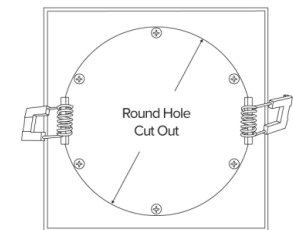
Electrical: Driver connects directly to 120V power supply. Standard input wattage is 12W, 60 lumens per watt. Replaces 50W incandescent.

Dimmability: Works with 120V Triac and ELV type dimmers. Dims down to 10%. For full list of dimmers, refer to the ELM System Dimmer Compatibility List.

Listings: ETL Listed for Wet Locations. IC-Rated for direct contact with insulation. Air Tight certified in accordance with ASTM E283-2004. California Title 24 compliant (JA8-2016-E)

Warranty: 5-year limited warranty.

Back View - Cut Out



Product Numbers

Item	Lamp type	Lumens	CCT	Watts	Voltage	Dimming	Finish
ERT441CT5W	LED	550 lm	2700K, 3000K, 3500K, 4000K, 5000K	9W	120V	Triac/ELV	White

Compatible Products

For use with 4" Elm™ System Slim Panels



4" Elm™ New Construction Frames



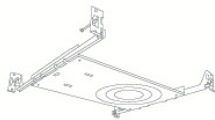
Frame with Hanger Bars
New Construction

CAT NO.	SPECIFICATIONS
E4LF1 (4")	8 1/2" L x 6" W x 4 1/4" Opening



Square Mounting Plate
New Construction

CAT NO.	SPECIFICATIONS
EMPSQ4 (4" Square)	13 1/4" L x 6 1/4" W x 4 1/8" Sq.



Universal Frame for 2", 4" and 6" Downlights
New Construction

CAT NO.	SPECIFICATIONS
E246LF1	12 1/8" L x 7 5/8" W

4" Elm™ Accessories



Extension Cords

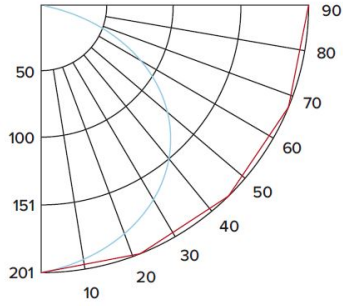
CAT NO.	SPECIFICATIONS
ECNE10	10" Long
ECNE11	10' Ft Long

LED Square Panel Light

Multiplier: 4000K (x 1.04)

PHOTOMETRIC REPORT

Product #: ERT44130W
 Wattage/Lumens: 8.6W/ 564 Lm
 Luminaire LPW: 66 Lm/W



CANDLE POWER SUMMARY

Degrees Vertical	0°
0	200
5	200
15	194
25	180
35	159
45	134
55	104
65	73
75	42
85	13
90	0.79

ILLUMINANCE AT A DISTANCE

Distance to Target Plane	Footcandles Beam Center	Beam Diameter
4'	12.5	11.5'
6'	5.57	17.2'
8'	3.13	22.9'
10'	2.00	28.7'

ZONAL LUMEN SUMMARY

Zone	Lumens	% Luminaire
0-30°	154.43	27.40
0-40°	251.73	44.70
0-60°	441.65	78.40
0-90°	563.52	100.00



ELCO Lighting

Dimmer Compatibility Chart for The ELM™ System

For Reference Only

Testing conducted by ELCO Lighting is not a substitute for and does not imply certification by an independent laboratory or any other standards certification. Refer to manufacturer specifications for more detailed information on product certifications and standards. Consult the dimmer manufacturer prior to installation to ensure compatibility.

Manufacturer	Product	Part Number	Number of Fixtures Per Dimmer*			
			Fixture Wattage			
			9W	12W	15W	33W
120V Only						
Lutron	DIVA® Series 600W Single Pole Dimmer	DV-600P	15	11	9	4
	DIVA® Series 600W 3-Way Dimmer	DV-603P	15	11	9	4
	Maestro® Series 150W Single Pole/3-Way/Multi-Location Dimmer	MACL-153M	15	11	9	4
Leviton	Decora SureSlide® Single Pole Slide-To-Off with Optional Locator Light	6631	15	11	9	4
	Decora SureSlide® Single Pole/3-Way with Present ON/OFF switch with Optional Locator Light	6633	15	11	9	4
	Decora SureSlide® Universal Dimmer	6674	15	11	9	4

*NOTE: Refer to dimmer manufacturer's documentation for installation instructions and circuit details

Disclaimer: Testing conducted by ELCO Lighting is not a substitute for and does not imply certification by an independent laboratory or any other standards certification. Refer to manufacturer specifications for more detailed information on product certifications and standards.