

# 6" Pex™ Round Adjustable Pinhole with Reflector Trim for Koto Module



Pex™ 6" diecast Round Adjustable Pinhole Reflector Trim. One-piece trims with twist-on system for easy tool-free installation. For use with Koto LED Module.

## Features

- 6" Round Reflector
- Convenient twist-on design for ease of installation.
- Lamp: Koto LED Module.
- O.D.: 8"
- Pinhole Diameter: 1 3/4"

## Technical Details

**Construction:** Diecast aluminum with a powder coated finish.

**Installation:** Twist-on design allows for easy mounting onto the Koto™ LED Module. Torsion springs securely mount trim into the housing and keeps ring flush with ceiling.

**Compatible Housing:** Compatible with 6" Koto Housings.

**Lamp:** Koto™ LED Module

## Options



All White

Black w/White Trim Haze w/White Trim

## Product Numbers

Item	Finish
ELK6427W	All White
ELK6427B	Black with White Trim
ELK6427H	Haze with White Trim

## Product Number Builder Example: ELK6427W

6" Pex™ Round Reflector Trim for Koto Module

Finish

ELK6427

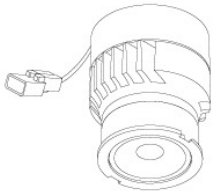
- W** All White
- B** Black with White Trim
- H** Haze with White Trim

# Compatible Products



For use with 6" Koto™ Twist-On Trims

## Koto™ LED Module



**Koto™ LED Module**  
ELK07, ELK09, & ELK11

PRODUCT NUMBER BUILDER					
Koto™ LED Module	Lumens	Color Temperature	Beam Angle		
ELK					
07	750 lm	27 2700K	(blank) 38° lens (Standard)		
09	950 lm	30 3000K	-S 18° lens		
11	1150 lm	35 3500K	-N 25° lens		
		40 4000K	-W 60° lens		
		SD Sunset Dimming (For ELK09 & ELK11)	-FC 18° - 50° Adjustable (ELK07 Only)		

### ACCESSORIES



#### Lens

- EP731C 18° Lens
  - EP732C 25° Lens
  - EP733C 38° Lens
  - EP734C 60° Lens
- \*EP732C, EP733C, EP734C  
Included with standard module



#### Snoot

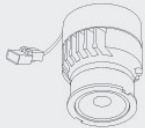
- L50W White
- L50B Black



#### Secondary Optics

- L45 Hex Louver
- L46 Linear Lens
- L47 Spread Louver
- L49 Frosted Lens
- L51 Color Shifter
- L57 White Hex Louver
- L52 Blue Lens
- L53 Pink Shifter

\*Standard module includes 38° installed with 25° & 60° field changeable lenses.

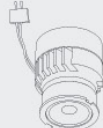


**Koto™ LED Module with 5-CCT Switch**



#### Product Number

- ELK08CT5 825 lm, 5-CCT, 120V
- ELK10CT5 1000 lm, 5-CCT, 120V



**12V AC Retrofit Koto™ LED Module**

For retrofitting 4" Bi-Pin 12V AC GU5.3 Housings

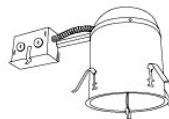
#### Product Number

- ELK0827-12 800 lm, 2700K, 12V AC
- ELK0830-12 800 lm, 3000K, 12V AC
- ELK08SD-12 800 lm, Sunset, 12V AC

## 6" Koto™ Dedicated LED ICA Housings



6" Standard ICA Housing  
**New Construction**



6" Standard Remodel ICA Housing  
**Remodel**



6" 2-Hour Fire Rated ICA Housing  
**New Construction**

CAT NO.	SPECIFICATIONS
EL770ICA	7" Height
EL760ICA	5 1/2" Height, Shallow

CAT NO.	SPECIFICATIONS
EL770RICA	7 1/2" Height
EL760RICA	5 1/2" Height, Shallow

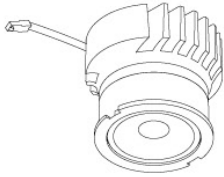
CAT NO.	SPECIFICATIONS
EL76FICA	7 3/4" Height - Sound Rated
EL75FICAS	6 3/16" Height, Shallow

# Compatible Products



For use with 6" Koto™ Twist-On Trims

## Koto™ Architectural LED Light Engine



Koto™ LED Light Engine  
ELK19 - ELK21

PRODUCT NUMBER BUILDER			
Koto™ LED Light Engine	Lumens	Color Temperature	Beam Angle
ELK			
19	750 - 850 lm	27D 2700K	(blank) 38° lens (Standard)
21	1100 - 1500 lm	30D 3000K	-S 18° lens
		35D 3500K	-N 25° lens
		40D 4000K	-W 60° lens
		SD Sunset Dimming (ELK19 Only)	-FC 18° - 50° Adjustable (ELK21 Only)

*\*Standard module includes 38° installed with 25° & 60° field changeable lenses.*

### ACCESSORIES




#### Lens

- EP731C 18° Lens
  - EP732C 25° Lens
  - EP733C 38° Lens
  - EP734C 60° Lens
- \*EP732C, EP733C, EP734C  
Included with standard module



#### Snoot

- L50W White
- L50B Black



#### Secondary Optics

- L45 Hex Louver
- L46 Linear Lens
- L47 Spread Louver
- L49 Frosted Lens
- L51 Color Shifter
- L57 White Hex Louver
- L52 Blue Lens
- L53 Pink Shifter

## 6" Koto™ Dedicated LED ICA Housing



6" Koto™ Maximum Adjustability ICA Housing  
850 lm (14.7W) w/ELK19 Series Module  
1100 lm (14.7W) w/ELK21 Series Module  
**New Construction**

CAT NO.	SPECIFICATIONS
E6LK37ICA	7 ½" Height, Triac/ELV, 120V
E6LK38ICAD	7 ½" Height, 0-10V/Triac/ELV, 120/277V



6" Maximum Adjustability High Lumen ICA Housing  
Use with ELK21 Series Module  
Not for use with ELK19 Series Module  
**Double Wall**

CAT NO.	SPECIFICATIONS
E6LK43ICA	7 ¼" Height, 120V, Triac/ELV, 1250 lm
E6LK44ICAD	7 ¼" Height, 120/277V, 0-10V/Triac/ELV, 1250 lm
E6LK56ICA	7 ¼" Height, 120V, Triac/ELV, 1500 lm
E6LK57ICAD	7 ¼" Height, 120/277V, 0-10V/Triac/ELV, 1500 lm