

Pex™ 4" Square Deep Reflector

Pex™ Precision die-cast trims with twist-&-lock system for easy Koto™ Module installation



Features

- 4" Square Deep Reflector.
- Convenient twist-lock design for easy installation.
- Lamp: Koto™ LED Module.
- Wet location rated.

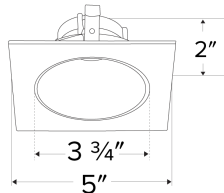
Technical Details

Construction: Diecast aluminum with a powder coated finish.

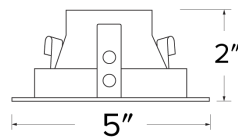
Installation: Twist-lock design allows for easy mounting onto the Koto™ LED Module.

Compatible Housing: Compatible with 4" IC and non-IC housings.

Lamp: Koto™ LED Module.



Dimensions:



Options



All White



All Black



All Bronze



Black with White Ring



Chrome with White Ring



Haze with White Ring

Product Numbers

Item	Finish
ELK4218W	All White
ELK4218BB	All Black
ELK4218BZ	All Bronze
ELK4218B	Black with White Ring
ELK4218C	Chrome with White Ring
ELK4218H	Haze with White Ring

Product Number Builder Example: ELK4218W

Pex™ 4" Square Deep Reflector	Finish
ELK4218	

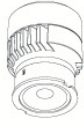
- W** All White
- BB** All Black
- BZ** All Bronze
- B** Black with White Ring
- C** Chrome with White Ring
- H** Haze with White Ring

Compatible Products



For use with Koto™ System 4" Trims

Koto™ LED Module



ELK07, ELK09
Koto™ LED Module

PRODUCT NUMBER BUILDER

Koto™ LED Module	Lumens	Color Temperature	Beam Angle
ELK			
	07 750 lm 09 950 lm	27 2700K 30 3000K 35 3500K 40 4000K SD Sunset Dimming	(blank) 38° lens (Standard) -S 18° lens -N 25° lens -W 60° lens

ACCESSORIES



Lens

- EP731C 18° Lens
- EP732C 25° Lens
- EP734C 60° Lens



Reflectors

- EP735C 15°
- EP736C 25°
- EP737C 38°
- EP738C 60°



Hex Louver
L45

For a better glare shield



Linear Louver
L46

For a wide rectangular illumination pattern



Spread Louver
L47

For a symmetrical broadening of light beams



Clear Lens
L48

Protective clear glass lens

4" Koto™ Dedicated LED ICA Housings



2-Hour Fire Rated
4" ICA Housing - 7 1/2" Height
New Construction

CAT NO.	SPECIFICATIONS
EL49FICA	



4" ICA Maximum Adjustability
Housing - 5 1/2" Height
New Construction

CAT NO.	SPECIFICATIONS
EL485ICA	Maximum Adjustability



4" ICA Housing - 5 1/2" Height
New Construction

CAT NO.	SPECIFICATIONS
EL490ICA	
EL490ICA-EM5	Emergency Battery Back-up (90 minutes)



4" ICA Housing - 5 1/2" Height
Remodel

CAT NO.	SPECIFICATIONS
EL490RICA	

Compatible Products

For use with Koto™ System 4" Trims

Koto™ Commercial Construction LED Light Engine



ELK19 ELK21
Koto™ LED Light Engine

PRODUCT NUMBER BUILDER

Koto™ LED Light Engine	Lumens	Color Temperature	Beam Angle
ELK	19 850 lm 21 1100 lm	27D 2700K 30D 3000K 35D 3500K 40D 4000K SDD Sunset Dimming	(blank) 38° lens (Standard) -S 18° lens -N 25° lens -W 60° lens

ACCESSORIES



Lens

- EP731C** 18° Lens
- EP732C** 25° Lens
- EP734C** 60° Lens



Reflectors

- EP735C** 15°
- EP736C** 25°
- EP737C** 38°
- EP738C** 60°



Hex Louver
L45

For a better glare shield



Linear Louver
L46

For a wide rectangular illumination pattern



Spread Louver
L47

For a symmetrical broadening of light beams



Clear Lens
L48

Protective clear glass lens

4" Commercial Construction Koto™ Dedicated LED ICA Housings



2-Hour Fire Rated
4" ICA Housing - 7 1/2" Height
New Construction



4" ICA Shallow Adjustability Housing - 4" Height
New Construction



4" ICA Housing - 5 1/2" Height
New Construction

CAT NO.	SPECIFICATIONS
ELK49FICA	120V - Triac/ELV
ELK49FICAD	120/277V - 0-10V/Triac/ELV

CAT NO.	SPECIFICATIONS
E4LK98ICA	120V - Triac/ELV
E4LK99ICAD	120/277V - 0-10V/Triac/ELV

CAT NO.	SPECIFICATIONS
E4LK87ICA	120V - Triac/ELV
E4LK87ICA-EM1	120V - Triac/ELV Emergency Battery Back-up (90 min)
E4LK88ICAD	120/277V - 0-10V/ Triac/ELV
E4LK88ICAD-EM1	120/277V - 0-10V/ Triac/ELV Emergency Battery Back-up (90 minute)



4" ICA Housing - 5 1/2" Height
Remodel

CAT NO.	SPECIFICATIONS
E4LK87RICA	120V - Triac/ELV
E4LK88RICAD	120/277V - 0-10V/Triac/ELV