

Pex™ 3" Round Adjustable Baffle

Pex™ precision die-cast adjustable trims with Twist-&-Lock system for easy Koto™ Module installation



Features

- 3" Round Adjustable Baffle.
- 35° Adjustability
- 4 3/8" O.D.
- Convenient twist-lock design for easy installation.
- Lamp: Koto™ LED Module.
- All White color finish

Technical Details

Construction: Diecast aluminum with a powder coated finish.

Installation: Twist-lock design allows for easy mounting onto the Koto™ LED Module.

Compatible Housing: Compatible with 3" housings.

With ELK07 & ELK09 Module:

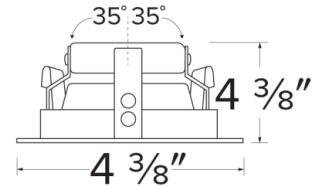
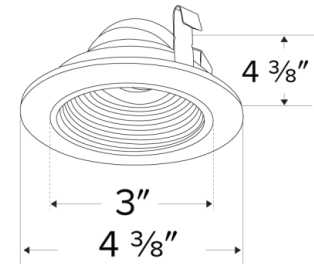
- EL386ICA, EL390ICA, EL390ICA-EM5, EL390RICA & EL39FICA

With ELK19 & ELK21 Module:

- E3LK76ICA, E3LK77ICAD, E3LK65ICA, E3LK65ICA-EM1, E3LK66ICAD, E3LK66ICAD-EM1, E3LK65RICA, E3LK39FICA & E3LK39FICAD

Lamp: Koto™ LED Module.

Dimensions



Product Numbers

Item	Finish
ELK3693W	All White

Product Number Builder Example: ELK3693W

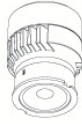
Pex™ 3" Round Adjustable Baffle	Finish
ELK3693	<input type="text"/>
W All White	

Compatible Products



For use with Koto™ System 3" Trims

Koto™ LED Module



ELK07, ELK09
Koto™ LED Module

PRODUCT NUMBER BUILDER

Koto™ LED Module	Lumens	Color Temperature	Beam Angle
ELK			
	07 750 lm 09 950 lm	27 2700K 30 3000K 35 3500K 40 4000K SD Sunset Dimming	(blank) 38° lens (Standard) -S 18° lens -N 25° lens -W 60° lens

ACCESSORIES



Lens

- EP731C 18° Lens
- EP732C 25° Lens
- EP734C 60° Lens



Reflectors

- EP735C 15°
- EP736C 25°
- EP737C 38°
- EP738C 60°



Hex Louver
L45

For a better glare shield



Linear Louver
L46

For a wide rectangular illumination pattern



Spread Louver
L47

For a symmetrical broadening of light beams



Clear Lens
L48

Protective clear glass lens

3" Koto™ Dedicated LED ICA Housings



2-Hour Fire Rated
3" ICA Housing - 7 1/2" Height
New Construction

CAT NO.	SPECIFICATIONS
EL39FICA	



3" ICA Maximum Adjustability
Housing - 5 1/2" Height
New Construction

CAT NO.	SPECIFICATIONS
EL386ICA	Maximum Adjustability



3" ICA Housing - 5 1/2" Height
New Construction

CAT NO.	SPECIFICATIONS
EL390ICA	
EL390ICA-EM5	Emergency Battery Back-up (90 minutes)



3" ICA Housing - 5 1/2" Height
Remodel

CAT NO.	SPECIFICATIONS
EL390RICA	

Compatible Products



For use with Koto™ System 3" Trims

Koto™ Commercial Construction LED Light Engine



ELK19 ELK21
Koto™ LED Light Engine

PRODUCT NUMBER BUILDER			
Koto™ LED Light Engine	Lumens	Color Temperature	Beam Angle
ELK			
	19 850 lm 21 1100 lm	27D 2700K 30D 3000K 35D 3500K 40D 4000K SDD Sunset Dimming	(blank) 38° lens (Standard) -S 18° lens -N 25° lens -W 60° lens

ACCESSORIES



Lens

- EP731C 18° Lens
- EP732C 25° Lens
- EP734C 60° Lens



Reflectors

- EP735C 15°
- EP736C 25°
- EP737C 38°
- EP738C 60°



**Hex Louver
L45**

For a better glare shield



**Linear Louver
L46**

For a wide rectangular illumination pattern



**Spread Louver
L47**

For a symmetrical broadening of light beams



**Clear Lens
L48**

Protective clear glass lens

3" Commercial Construction Koto™ Dedicated LED ICA Housings



2-Hour Fire Rated
3" ICA Housing - 7 1/2" Height
New Construction



3" ICA Shallow Maximum
Adjustability Housing - 4" Height
New Construction



3" ICA Housing - 5 1/2" Height
New Construction

CAT NO.	SPECIFICATIONS
ELK39FICA	120V - Triac/ELV
ELK39FICAD	120/277V - 0-10V/Triac/ELV

CAT NO.	SPECIFICATIONS
E3LK76ICA	120V - Triac/ELV
E3LK77ICAD	120/277V - 0-10V/Triac/ELV

CAT NO.	SPECIFICATIONS
E3LK65ICA	120V - Triac/ELV
E3LK65ICA-EM1	120V - Triac/ELV Emergency Battery Back-up (90 min)
E3LK66ICAD	120/277V - 0-10V/ Triac/ELV
E3LK66ICAD-EM1	120/277V - 0-10V/ Triac/ELV Emergency Battery Back-up (90 minute)



3" ICA Housing - 5 1/2" Height
Remodel

CAT NO.	SPECIFICATIONS
E3LK65RICA	120V - Triac/ELV