

Pex™ 3" Round Adjustable Gimbal

Pex™ Precision die-cast adjustable trims with twist-&-lock system for easy Koto™ Module installation



Features

- 3" Round Gimbal.
- 35° Tilt, 358° Rotation.
- 4 3/8" O.D.
- Convenient twist-lock design for easy installation.
- Lamp: Koto™ LED Module.

Technical Details

Construction: Diecast aluminum with a powder coated finish.

Installation: Twist-lock design allows for easy mounting onto the Koto™ LED Module.

Compatible Housing: Compatible with 3" housings.

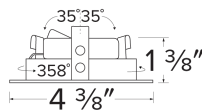
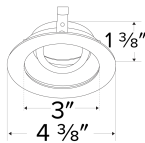
With ELK07 & ELK09 Module:

- EL386ICA, EL390ICA, EL390ICA-EM5, EL390RICA & EL39FICA

With ELK19 & ELK21 Module:

- E3LK76ICA, E3LK77ICAD, E3LK65ICA, E3LK65ICA-EM1, E3LK66ICAD, E3LK66ICAD-EM1, E3LK65RICA, E3LK39FICA & E3LK39FICAD

Lamp: Koto™ LED Module.



Dimensions:

Options



All White



All Black



All Bronze



Black with White Ring



Chrome with White Ring



Haze with White Ring

Product Numbers

Item	Finish
ELK3629W	All White
ELK3629BB	All Black
ELK3629BZ	All Bronze
ELK3629B	Black with White Ring
ELK3629C	Chrome with White Ring
ELK3629H	Haze with White Ring

Product Number Builder Example: ELK3629W

Pex™ 3" Round Gimbal	Finish
ELK3629	

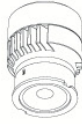
- W** All White
- BB** All Black
- BZ** All Bronze
- B** Black with White Ring
- C** Chrome with White Ring
- H** Haze with White Ring

Compatible Products



For use with Koto™ System 3" Trims

Koto™ LED Module



ELK07, ELK09
Koto™ LED Module

PRODUCT NUMBER BUILDER

Koto™ LED Module	Lumens	Color Temperature	Beam Angle
ELK			
	07 750 lm 09 950 lm	27 2700K 30 3000K 35 3500K 40 4000K SD Sunset Dimming	(blank) 38° lens (Standard) -S 18° lens -N 25° lens -W 60° lens

ACCESSORIES



Lens

- EP731C 18° Lens
- EP732C 25° Lens
- EP734C 60° Lens



Reflectors

- EP735C 15°
- EP736C 25°
- EP737C 38°
- EP738C 60°



Hex Louver
L45

For a better glare shield



Linear Louver
L46

For a wide rectangular illumination pattern



Spread Louver
L47

For a symmetrical broadening of light beams



Clear Lens
L48

Protective clear glass lens

3" Koto™ Dedicated LED ICA Housing



2-Hour Fire Rated
3" ICA Housing - 7 1/2" Height
New Construction



3" ICA Maximum Adjustability
Housing - 5 1/2" Height
New Construction



3" ICA Housing - 5 1/2" Height
New Construction

CAT NO.	SPECIFICATIONS
EL39FICA	

CAT NO.	SPECIFICATIONS
EL386ICA	Maximum Adjustability

CAT NO.	SPECIFICATIONS
EL390ICA	
EL390ICA-EM5	Emergency Battery Back-up (90 minutes)



3" ICA Housing - 5 1/2" Height
Remodel

CAT NO.	SPECIFICATIONS
EL390RICA	

Compatible Products



For use with Koto™ System 3" Trims

Koto™ Commercial Construction LED Light Engine



ELK19 ELK21
Koto™ LED Light Engine

PRODUCT NUMBER BUILDER			
Koto™ LED Light Engine	Lumens	Color Temperature	Beam Angle
ELK			
	19 850 lm 21 1100 lm	27D 2700K 30D 3000K 35D 3500K 40D 4000K SDD Sunset Dimming	(blank) 38° lens (Standard) -S 18° lens -N 25° lens -W 60° lens

ACCESSORIES					
Lens	Reflectors	Hex Louver	Linear Louver	Spread Louver	Clear Lens
EP731C 18° Lens EP732C 25° Lens EP734C 60° Lens	EP735C 15° EP736C 25° EP737C 38° EP738C 60°	L45 For a better glare shield	L46 For a wide rectangular illumination pattern	L47 For a symmetrical broadening of light beams	L48 Protective clear glass lens

3" Commercial Construction Koto™ Dedicated LED ICA Housings



2-Hour Fire Rated
3" ICA Housing - 7 1/2" Height
New Construction



3" ICA Shallow Maximum
Adjustability Housing - 4" Height
New Construction



3" ICA Housing - 5 1/2" Height
New Construction

CAT NO.	SPECIFICATIONS
ELK39FICA	120V - Triac/ELV
ELK39FICAD	120/277V - 0-10V/Triac/ELV

CAT NO.	SPECIFICATIONS
E3LK76ICA	120V - Triac/ELV
E3LK77ICAD	120/277V - 0-10V/Triac/ELV

CAT NO.	SPECIFICATIONS
E3LK65ICA	120V - Triac/ELV
E3LK65ICA-EM1	120V - Triac/ELV Emergency Battery Back-up (90 min)
E3LK66ICAD	120/277V - 0-10V/ Triac/ELV
E3LK66ICAD-EM1	120/277V - 0-10V/ Triac/ELV Emergency Battery Back-up (90 minute)



3" ICA Housing - 5 1/2" Height
Remodel

CAT NO.	SPECIFICATIONS
E3LK65RICA	120V - Triac/ELV