

# Pex™ 3" Square Deep Reflector

Pex™ precision die-cast trims with twist-&-lock system for easy Koto™ Module installation



## Features

- 3" Square Deep Reflector.
- Convenient twist-lock design for easy installation.
- Lamp: Koto™ LED Module.
- Wet location rated.

## Technical Details

**Construction:** Diecast aluminum with a powder coated finish.

**Installation:** Twist-lock design allows for easy mounting onto the Koto™ LED Module.

**Compatible Housing:** Compatible with 3" housings.

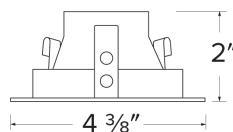
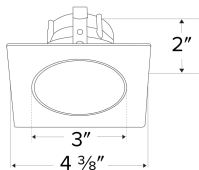
With ELK07 & ELK09 Module:

- EL386ICA, EL390ICA, EL390ICA-EM5, EL390RICA & EL39FICA

With ELK19 & ELK21 Module:

- E3LK76ICA, E3LK77ICAD, E3LK65ICA, E3LK65ICA-EM1, E3LK66ICAD, E3LK66ICAD-EM1, E3LK65RICA, E3LK39FICA & E3LK39FICAD

**Lamp:** Koto™ LED Module only.



**Dimensions:**

## Options



All White



All Black



All Bronze



Black with White Ring



Chrome with White Ring



Haze with White Ring

## Product Numbers

Item	Finish
ELK3318W	All White
ELK3318BB	All Black
ELK3318BZ	All Bronze
ELK3318B	Black with White Ring
ELK3318C	Chrome with White Ring
ELK3318H	Haze with White Ring

## Product Number Builder Example: ELK3318W

Pex™ 3" Square Deep Reflector      Finish

ELK3318	
---------	--

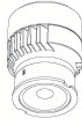
- W** All White
- BB** All Black
- BZ** All Bronze
- B** Black with White Ring
- C** Chrome with White Ring
- H** Haze with White Ring

# Compatible Products



For use with Koto™ System 3" Trims

## Koto™ LED Module



**ELK07, ELK09**  
Koto™ LED Module

### PRODUCT NUMBER BUILDER

Koto™ LED Module	Lumens	Color Temperature	Beam Angle
<b>ELK</b>			
	<b>07</b> 750 lm	<b>27</b> 2700K	<b>(blank)</b> 38° lens (Standard)
	<b>09</b> 950 lm	<b>30</b> 3000K	<b>-S</b> 18° lens
		<b>35</b> 3500K	<b>-N</b> 25° lens
		<b>40</b> 4000K	<b>-W</b> 60° lens
		<b>SD</b> Sunset Dimming	

### ACCESSORIES



**Lens**

- EP731C** 18° Lens
- EP732C** 25° Lens
- EP734C** 60° Lens



**Reflectors**

- EP735C** 15°
- EP736C** 25°
- EP737C** 38°
- EP738C** 60°



**Hex Louver**  
**L45**

For a better glare shield



**Linear Louver**  
**L46**

For a wide rectangular illumination pattern



**Spread Louver**  
**L47**

For a symmetrical broadening of light beams



**Clear Lens**  
**L48**

Protective clear glass lens

## 3" Koto™ Dedicated LED ICA Housing



2-Hour Fire Rated  
3" ICA Housing - 7 1/2" Height  
**New Construction**

CAT NO.	SPECIFICATIONS
EL39FICA	



3" ICA Maximum Adjustability  
Housing - 5 1/2" Height  
**New Construction**

CAT NO.	SPECIFICATIONS
EL386ICA	Maximum Adjustability



3" ICA Housing - 5 1/2" Height  
**New Construction**

CAT NO.	SPECIFICATIONS
EL390ICA	
EL390ICA-EM5	Emergency Battery Back-up (90 minutes)



3" ICA Housing - 5 1/2" Height  
**Remodel**

CAT NO.	SPECIFICATIONS
EL390RICA	

# Compatible Products



For use with Koto™ System 3" Trims

## Koto™ Commercial Construction LED Light Engine



**ELK19 ELK21**  
Koto™ LED Light Engine

### PRODUCT NUMBER BUILDER

Koto™ LED Light Engine	Lumens	Color Temperature	Beam Angle
<b>ELK</b>	<b>19</b> 850 lm <b>21</b> 1100 lm	<b>27D</b> 2700K <b>30D</b> 3000K <b>35D</b> 3500K <b>40D</b> 4000K <b>SDD</b> Sunset Dimming	<b>(blank)</b> 38° lens (Standard) <b>-S</b> 18° lens <b>-N</b> 25° lens <b>-W</b> 60° lens

### ACCESSORIES

Lens	Reflectors	Hex Louver	Linear Louver	Spread Louver	Clear Lens
<b>EP731C</b> 18° Lens <b>EP732C</b> 25° Lens <b>EP734C</b> 60° Lens	<b>EP735C</b> 15° <b>EP736C</b> 25° <b>EP737C</b> 38° <b>EP738C</b> 60°	<b>L45</b> For a better glare shield	<b>L46</b> For a wide rectangular illumination pattern	<b>L47</b> For a symmetrical broadening of light beams	<b>L48</b> Protective clear glass lens

## 3" Commercial Construction Koto™ Dedicated LED ICA Housings



2-Hour Fire Rated  
3" ICA Housing - 7 1/2" Height  
**New Construction**



3" ICA Shallow Maximum Adjustability Housing - 4" Height  
**New Construction**



3" ICA Housing - 5 1/2" Height  
**New Construction**

CAT NO.	SPECIFICATIONS
ELK39FICA	120V - Triac/ELV
ELK39FICAD	120/277V - 0-10V/Triac/ELV

CAT NO.	SPECIFICATIONS
E3LK76ICA	120V - Triac/ELV
E3LK77ICAD	120/277V - 0-10V/Triac/ELV

CAT NO.	SPECIFICATIONS
E3LK65ICA	120V - Triac/ELV
E3LK65ICA-EM1	120V - Triac/ELV Emergency Battery Back-up (90 min)
E3LK66ICAD	120/277V - 0-10V/ Triac/ELV
E3LK66ICAD-EM1	120/277V - 0-10V/ Triac/ELV Emergency Battery Back-up (90 minute)



3" ICA Housing - 5 1/2" Height  
**Remodel**

CAT NO.	SPECIFICATIONS
E3LK65RICA	120V - Triac/ELV