

# Koto Focus™ Architectural LED Light Engine

Koto™ Adjustable Beam 18° - 50° Angles. Works with 2", 3", 4", 5" and 6" Architectural Koto Housings and Koto™ Trims



## Features

- Includes white and black snoot
- Light engine used with Koto™ Architectural Housings
- See Koto™ Architectural housings for lumen output options
- Driver on housing extends lifespan and allows for more dimming and EM options
- Adjustable Focus: 18° to 50° with a simple twist of the lens
- Works in 2", 3", 4", 5" and 6" ELCO housings with Koto™ twist-&-lock trims
- Excellent color rendering 95+ CRI
- Title 24 JA8 2016 Registered
- Life span of 50,000 hours L70
- Covered by U.S. PATENTS and Patents Pending

## Specifications

<b>Lumens</b>	1360 MAX. lm lm - 1690 MAX. lm lm
<b>Color Temp.</b>	2700K - 4000K
<b>Lamp Type</b>	LED
<b>Beam Angle</b>	18° - 50°
<b>CRI</b>	95+
<b>Wet Location</b>	UL Listed w/Wet Location Trims
<b>Damp Location</b>	UL Listed

## Options



White Snoot



Black Snoot

## Technical Details

**Optics:** PC lens diffuses light evenly throughout while reducing glare with LED COB technology.

**Construction:** Diecast aluminum body with heat fins allow for efficient cooling.

**Compatible Housings:** Koto™ Module is compatible with Architectural Housings: 120/277V 0-10V/Triac/ELV or 120V Triac/ELV with optional Emergency Battery Backup.

• E3LK65ICA, E3LK66ICAD, E3LK65RICA, ELK72FICA, ELK73FICAD (10W, 250mA) *ELK21 Delivered Lumens:* 2700K: 890 lm, 3000K: 930 lm, 3500K: 990 lm, 4000K: 1020 lm

• E3LK76ICA, E3LK77ICAD, E4LK98ICA, E4LK99ICAD (15W, 350mA) *ELK21 Delivered Lumens:* 2700K:1140 lm, 3000K:1200 lm, 3500K: 1270 lm, 4000K: 1390 lm

• E3LK53ICA, E3LK54ICAD, E4LK47ICA, E4LK48ICAD (17W, 400mA) *ELK21 Delivered Lumens:* 2700K:1220 lm, 3000K:1290 lm, 3500K: 1360 lm, 4000K: 1400 lm

• E3LK85ICAD, E4LK79ICAD (19W, 450mA) *ELK21 Delivered Lumens:* 2700K:1360 lm, 3000K:1430 lm, 3500K: 1510 lm, 4000K: 1690 lm

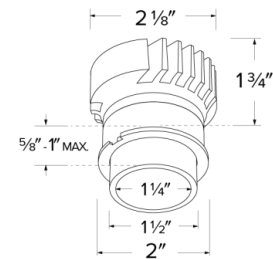
**Installation:** Twist-lock design for toolless trim installation, for use with Koto™ trims only. Adjustable Focus: 18° to 50° with a simple twist of the lens. Can be used in 2", 3" & 4" Architectural Koto™ Housings only.

**LED Technology:** Extremely accurate Color Rendering Index (CRI) of 95+. Lumen Maintenance of 50,000 hours L70 Life based on LM80 standardized test results. Superior Thermal Management by utilizing integrated heat sink. Instant On to Full Brightness. No LED pixelation.

**Dimmability:** Based on housing used. See Koto™ Architectural Housings for options.

**Listings:** UL Listed for Damp Locations. UL Listed for Wet Location with Wet location trims. RoHS

## Dimensions



## Product Numbers

Item	Lamp type	Lumens	CCT	Beam Angle
ELK2127D-FC	LED	1360 MAX. lm lm	2700K	18° - 50°
ELK2130D-FC	LED	1430 MAX. lm lm	3000K	18° - 50°
ELK2135D-FC	LED	1510 MAX. lm lm	3500K	18° - 50°
ELK2140D-FC	LED	1690 MAX. lm lm	4000K	18° - 50°

**Warranty:** ELCO Products are built to last with a 5-year Limited Warranty.

## Product Number Builder Example: ELK2127D-FC

Koto™ Focus Architectural LED Light  
Engine

Lumens

**21** Up to 1690 lm

Color Temp.

**27D** 2700K

**30D** 3000K

**35D** 3500K

**40D** 4000K

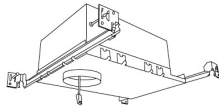
Beam Angle

**-FC** 18° - 50°

# Compatible Products

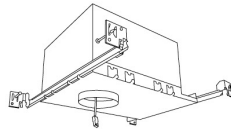
For use with **Koto™** Architectural LED Light Engine

## 2" Koto™ Architectural Recessed Housings



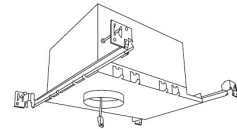
2" Shallow Maximum Adjustability ICA Housing  
 1000 lm (14.7W) w/ELK19 Series Module  
 1200 lm (14.7W) w/ELK21 Series Module  
**Shallow New Construction**

CAT NO.	SPECIFICATIONS
E2LK34ICA	120V - Triac/ELV
E2LK35ICAD	120/277V - 0-10V/Triac/ELV



2" Maximum Adjustability ICA Housing  
 1350 lm (15.7W) w/ELK21 Series Module  
*Not for use with ELK19 Series Module*  
**New Construction**

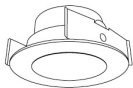
CAT NO.	SPECIFICATIONS
E2LK41ICA	120V - Triac/ELV
E2LK42ICAD	120/27V - 0-10V/Triac/ELV



2" Maximum Adjustability ICA Housing  
 1500 lm (18.9W) w/ELK21 Series Module  
*Not for use with ELK19 Series Module*  
**High Lumen New Construction**

CAT NO.	SPECIFICATIONS
E2LK94ICA	120V - Triac/ELV
E2LK42ICAD	120/27V - 0-10V/Triac/ELV

## 2" Pex™ Twist-On Trims



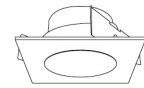
**Round Deep Reflector**  
**ELK2818**  
 Finishes:  
 (W, B, H, BB, BZ)



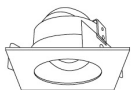
**Round Adjustable Reflector**  
**ELK2829**  
 Finishes:  
 (W, B, H, BB, BZ)



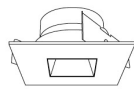
**Round Adjustable Pinhole**  
**ELK2827**  
 Finishes:  
 (W, B, BB, BZ)



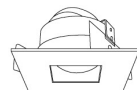
**Square Deep Reflector**  
**ELK2518**  
 Finishes:  
 (W, B, BB)



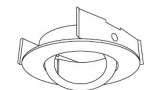
**Square Adjustable Reflector**  
**ELK2529**  
 Finishes:  
 (W, B, BB)



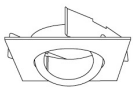
**Square Reflector**  
**ELK2541**  
 Finishes:  
 (W, B, BB)



**Square Adjustable Pinhole**  
**ELK2527**  
 Finishes:  
 (W, B, BB)



**Round Gimbal**  
**ELK2888**  
 Finishes:  
 (W, B, BZ)



**Square Gimbal**  
**ELK2588**  
 Finishes:  
 (W, BZ)

# Compatible Products

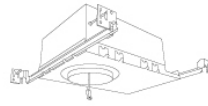


For use with Koto™ Architectural LED Light Engine

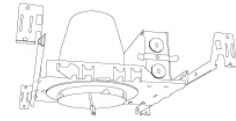
## 3" Koto™ Architectural Recessed Housings



3" High Lumen Maximum Adjustability ICA Housing  
1500 lm (18.9W) w/ELK21 Series Module  
Not for use with ELK19 Series Module  
**New Construction**



3" Shallow Maximum Adjustability ICA Housing  
850 lm (14.7W) w/ELK19 Series Module  
1100 lm (14.7W) w/ELK21 Series Module  
**New Construction**



3" Standard ICA Housing  
750 lm (10.5W) w/ELK19 Series Module  
950 lm (10.5W) w/ELK21 Series Module  
**New Construction**

CAT NO.	SPECIFICATIONS
E3LK53ICA	1250 lm - 120V - Triac/ELV
E3LK54ICAD	1250 lm - 120/277V - 0-10V/Triac/ELV
E3LK84ICA	1500 lm - 120V - Triac/ELV
E3LK85ICAD	1500 lm - 120/277V - 0-10V/Triac/ELV

CAT NO.	SPECIFICATIONS
E3LK76ICA	120V - Triac/ELV
E3LK77ICAD	120/277V - 0-10V/Triac/ELV

CAT NO.	SPECIFICATIONS
E3LK65ICA	120V - Triac/ELV
E3LK65ICA-EM1	Emergency Battery Back-Up
E3LK66ICAD	120/277V - 0-10V/Triac/ELV
E3LK66ICAD-EM1	Emergency Battery Back-Up



3" Standard ICA Housing  
750 lm (10.5W) w/ELK19 Series Module  
950 lm (10.5W) w/ELK21 Series Module  
**Remodel**

CAT NO.	SPECIFICATIONS
E3LK65RICA	120V - Triac/ELV



2-Hour Fire Rated 3" ICA Housing  
750 lm (10.5W) w/ELK19 Series Module  
950 lm (10.5W) w/ELK21 Series Module  
**New Construction**

CAT NO.	SPECIFICATIONS
ELK72FICA	120V - Triac/ELV
ELK73FICAD	120/277V - 0-10V/Triac/ELV

## 3" Pex™ Twist-&-Lock Trims



**Round Deep Reflector**  
**ELK3618**  
Finishes:  
(W, BB, BZ, B, C, H)



**Round Adjustable Gimbal**  
**ELK3629**  
Finishes:  
(W, BB, BZ, B, C, H)



**Round Adjustable Pinhole**  
**ELK3627**  
Finishes:  
(B, BB, BZ)



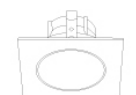
**Round Adjustable Baffle**  
**ELK3693**  
Finishes:  
(W)



**Round Adj. Slot Aperture**  
**ELK3620**  
Finishes:  
(W)



**Round Adj. Wall Wash**  
**ELK3622**  
Finishes:  
(W)



**Square Deep Reflector**  
**ELK3318**  
Finishes:  
(W, BB, BZ, B, C, H)



**Square Adjustable Gimbal**  
**ELK3329**  
Finishes:  
(W, BB, BZ, B, C, H)



**Square Adjustable Pinhole**  
**ELK3327**  
Finishes:  
(B, BB, BZ)



**Square Adjustable Baffle**  
**ELK3393**  
Finishes:  
(W)



**Square Adj. Wall Wash**  
**ELK3322**  
Finishes:  
(W)



# Compatible Products

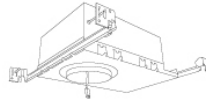
For use with Koto™ Architectural LED Light Engine

## 4" Koto™ Architectural Recessed Housings



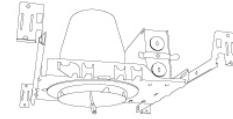
4" High Lumen Maximum Adjustability ICA Housing  
1500 lm (18.9W) w/ELK21 Series Module  
Not for use with ELK19 Series Module  
**New Construction**

CAT NO.	SPECIFICATIONS
E4LK47ICA	1250 lm - 120V - Triac/ELV
E4LK48ICAD	1250 lm - 120/277V - 0-10V/Triac/ELV
E4LK78ICA	1500 lm - 120V - Triac/ELV
E4LK79ICAD	1500 lm - 120/277V - 0-10V/Triac/ELV



4" Shallow Maximum Adjustability ICA Housing  
850 lm (14.7W) w/ELK19 Series Module  
1100 lm (14.7W) w/ELK21 Series Module  
**New Construction**

CAT NO.	SPECIFICATIONS
E4LK98ICA	120V - Triac/ELV
E4LK99ICAD	120/277V - 0-10V/Triac/ELV



4" Standard ICA Housing  
750 lm (11.8W) w/ELK19 Series Module  
950 lm (11.8W) w/ELK21 Series Module  
**New Construction**

CAT NO.	SPECIFICATIONS
E4LK87ICA	120V - Triac/ELV
E4LK87ICA-EM1	Emergency Battery Back-Up
E4LK88ICAD	120/277V - 0-10V/Triac/ELV
E4LK88ICAD-EM1	Emergency Battery Back-Up



4" Standard ICA Housing  
750 lm (11.8W) w/ELK19 Series Module  
950 lm (11.8W) w/ELK21 Series Module  
**Remodel**

CAT NO.	SPECIFICATIONS
E4LK87RICA	120V - Triac/ELV
E4LK88RICAD	120/277V - 0-10V/Triac/ELV



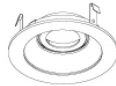
2-Hour Fire Rated 4" ICA Housing  
750 lm (11.8W) w/ELK19 Series Module  
950 lm (11.8W) w/ELK21 Series Module  
**New Construction**

CAT NO.	SPECIFICATIONS
ELK93FICA	120V - Triac/ELV
ELK94TFICAD	120/277V - 0-10V/Triac/ELV

## 4" Pex™ Round Twist-&-Lock Trims



**Reflector**  
**ELK4118**  
Finishes:  
(W, BB, BZ, B, C, H)



**Adjustable Gimbal**  
**ELK4129**  
Finishes:  
(W, BB, BZ, B, C, H)



**Adjustable Pinhole**  
**ELK4127**  
Finishes:  
(B, BB, BZ)



**Adjustable Baffle**  
**ELK4193**  
Finishes:  
(W, BB, B)



**Slot Aperture**  
**ELK4130**  
Finishes:  
(W)



**Rotatable Slot Aperture**  
**ELK4120**  
Finishes:  
(W)



**Adj. Wall Wash**  
**ELK4122**  
Finishes:  
(W)

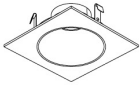


Must be used with Maximum Adjustability Housing

# Compatible Products

For use with **Koto™** Architectural LED Light Engine

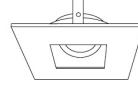
## 4" Pex™ Square Twist-On Trims



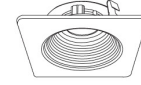
**Reflector**  
**ELK4218**  
Finishes:  
(W, BB, BZ, B, C, H)



**Adjustable Gimbal**  
**ELK4229**  
Finishes:  
(W, BB, BZ, B, C, H)



**Adjustable Pinhole**  
**ELK4227**  
Finishes:  
(B, BB, BZ)



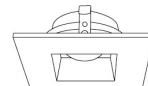
**Adjustable Phenolic Baffle**  
**ELK4293**  
Finishes:  
(W, BB, B)



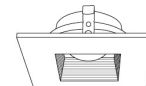
**Adj. Slot Rotatable Aperture**  
**ELK4220**  
Finishes:  
(W)



**Adjustable Wall Wash**  
**ELK4222**  
Finishes:  
(W)

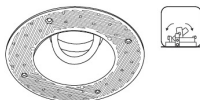


**Adjustable Reflector**  
**ELK4282**  
Finishes:  
(W)

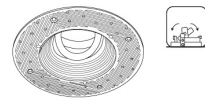


**Adjustable Baffle**  
**ELK4284**  
Finishes:  
(W)

## 4" Pex™ Adjustable Trimless



**Smooth Reflector**  
**ELK430**  
Finishes:  
(W, B, BZ)



**Baffle**  
**ELK434**  
Finishes:  
(W, B, BZ)

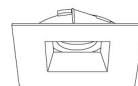
## 4" Flexa™ Twist-&-Lock Trims



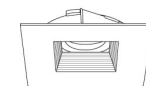
**Round Reflector**  
**ELK4721**  
Finishes:  
(WW, BB, BZBZ, BW, CC, CW, HW, CN)



**Round Baffle**  
**ELK4723**  
Finishes:  
(WW, BB, BZBZ, BW)



**Square Reflector**  
**ELK4741**  
Finishes:  
(WW, BB, BZBZ, BW, HW)  
*\*Not for Remodel Housing*



**Square Baffle**  
**ELK4743**  
Finishes:  
(WW, BB, BZBZ, BW)  
*\*Not for Remodel Housing*