

# 4" LED Fire Rated New Construction IC Airtight Housing



4" Fire Rated ICA New Construction LED housing. Compatible with 4" LED inserts. 2-hour fire rated. Quick Connect terminal connector for easy installation.

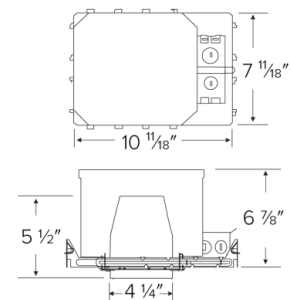
## Features

- IC Airtight for direct contact with insulation.
- UL Listed for 2-Hour Fire Resistance to meet and exceed strict fire safety codes.
- Integrated Non-combustible insulation acts as a sound barrier minimizing sound transfer between floors.
- Meets Title 24 requirements.
- STC/IC Sound Rated
- Trims and inserts sold separately.
- 14W MAX.
- Height: 6 7/8"

## Specifications

<b>Wattage</b>	14W
<b>Voltage</b>	120/277V
<b>Wet Location</b>	UL Listed
<b>Damp Location</b>	UL Listed

## Dimensions



## Technical Details

### Construction:

- Double wall IC rated for direct contact with insulation. For use in IC and non-IC conditions.
- Housing adjusts in frame to accommodate up to 1 1/2" ceiling thickness.
- Airtight housing with gasket to restrict airflow in accordance with ASTM E-283 air-tight requirements.

### Installation:

- Designed for ceiling plenums where 2x8 joists or taller are used.
- High strength hanger bars can easily be nailed to joists.
- Suitable for T-grid and drop ceiling applications.
- See installation sheet for detailed information.

**Junction Box:** Positioned to accommodate straight conduit runs. Two 3/4" knockouts, Seven 1/2" trade size conduit knockouts, One 3/8" knockout. Four Pry-out knockout slots for easy romex installation.

**Hanger Bars:** Pre Installed hanger bars with True Nail easy installation in regular lumber, engineered lumber, and Laminated Beams. Integral T-bar slots for easy installation in T-Bars. Spans up 24" and can be repositioned 90°. Score lines allow for tool-free hanger bar size reduction. Integral leveling flange allows for single-person installation while easily aligning the housings with the joists.

**Emergency Battery Pack:** Optional 90 minute battery pack available with test indicator switch. Note that double wall housings require Access From Above Ceiling for Battery Maintenance.

**Listings:** UL Listed for Damp Location and for Wet Location with select trims. UL Listed for Direct Contact with Insulation and Combustible Material. UL Listed for Feed Through. Sound rated. STC Rating 50-55.

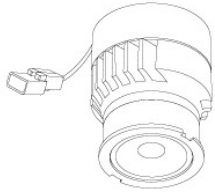
## Product Numbers

Item	Watts	Voltage
EL48FICA	14W	120/277V

# Compatible Products

For use with Dedicated 4" IC LED Housings

## Koto™ LED Module



**Koto™ LED Module**  
ELK07, ELK09, & ELK11

### PRODUCT NUMBER BUILDER

Koto™ LED Module	Lumens	Color Temperature	Beam Angle
ELK			
07	750 lm	27 2700K	(blank) 38° lens (Standard)
09	950 lm	30 3000K	-S 18° lens
11	1150 lm	35 3500K	-N 25° lens
		40 4000K	-W 60° lens
		SD Sunset Dimming (For ELK09 & ELK11)	-FC 18° - 50° Adjustable (ELK07 Only)

### ACCESSORIES



#### Lens

EP731C	18° Lens
EP732C	25° Lens
EP733C	38° Lens
EP734C	60° Lens

\*EP732C, EP733C, EP734C Included



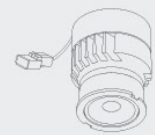
#### Snoot

L50W	White
L50B	Black



#### Secondary Optics

L45	Hex Louver
L46	Linear Lens
L47	Spread Louver
L49	Frosted Lens
L51	Color Shifter



**Koto™ LED Module with 5-CCT Switch**



#### Product Number

ELK08CT5	825 lm
ELK10CT5	1000 lm

## 4" Pex™ Twist-On Trims



#### Reflector

ELK4118

Finishes:

(W, BB, BZ, B, C, H)



#### Adjustable Gimbal

ELK4129

Finishes:

(W, BB, BZ, B, C, H)



#### Adjustable Pinhole

ELK4127

Finishes:

(B, BB, BZ)



#### Adjustable Baffle

ELK4193

Finishes:

(W, BB, B)



#### Adjustable Spot

ELK4188

Finishes:

(W, B, BZ)



#### Reflector

ELK4218

Finishes:

(W, BB, BZ, B, C, H)

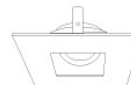


#### Adjustable Gimbal

ELK4229

Finishes:

(W, BB, BZ, B, C, H)

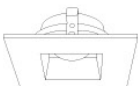


#### Adjustable Pinhole

ELK4227

Finishes:

(B, BB, BZ)

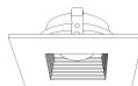


#### Adjustable Reflector

ELK4282

Finishes:

(W)

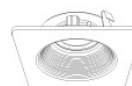


#### Adjustable Baffle

ELK4284

Finishes:

(W)



#### Adjustable Phenolic Baffle

ELK4293

Finishes:

(W, BB, B)

\*Finishes: **W** - All White, **BB** - All Black, **BZ** - All Bronze, **B** - Black Reflector w/White Ring, **C** - Chrome Reflector w/White Ring, **H** - Haze Reflector w/White Ring

# Compatible Products

For use with Dedicated 4" IC LED Housings

## 4" Flush Mount Trim Adaptors

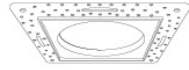
---



**Round Flush Mount**

**EL4FMR**

For use with  
ELK41 & Unique™ Trims



**Square Flush Mount**

**EL4FMS**

For use with  
ELK42 Trims

## 4" Flexa™ Twist-On Trims

---



**Round Reflector**

**ELK4721**

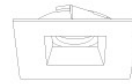
Finishes:  
(WW, BB, BZBZ, BW, CC, CW,  
HW, CN)



**Round Baffle**

**ELK4723**

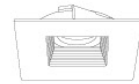
Finishes:  
(WW, BB, BZBZ, BW)



**Square Reflector**

**ELK4741**

Finishes:  
(WW, BB, BZBZ, BW, HW)  
*\*Not for Remodel Housing*



**Square Baffle**

**ELK4743**

Finishes:  
(WW, BB, BZBZ, BW)  
*\*Not for Remodel Housing*

\*Finishes: **W** - All White, **WW** - All White, **B** - Black, **BB** - All Black, **BZ** - All Bronze, **CC** - All Chrome, **BZBZ** - All Bronze,  
**BW** - Black Reflector w/White Ring, **CW** - Chrome Reflector w/White Ring, **CN** - Chrome Reflector w/Nickel Ring, **HW** - Haze Reflector w/White Ring

# Compatible Products

For use with Dedicated 4" IC LED Housings

## 4" LED Light Engines



Round Reflector

CAT NO.	SPECIFICATIONS
EL41527W	10W, 800 lm, 2700K
EL41530W	10W, 850 lm, 3000K
EL41535W, BZ	10W, 900 lm, 3500K
EL41540W	10W, 900 lm, 4000K
EL41550W	10W, 950 lm, 5000K
EL415CT5W, BB, BZ	12W, 850 lm, 2700K - 5000K



Round Baffle

CAT NO.	SPECIFICATIONS
EL41027W	10W, 800 lm, 2700K
EL41030W	10W, 850 lm, 3000K
EL41035W	10W, 900 lm, 3500K
EL41040W	10W, 900 lm, 4000K
EL410CT5W, BB	12W, 850 lm, 2700K - 5000K
EL41230W	14W, 1000 lm, 3000K
EL412CT5W	14W, 1000 lm, 2700K - 5000K



Round Reflector

CAT NO.	SPECIFICATIONS
EL41727C, H	14W, 1000 lm, 2700K
EL41730W, C	14W, 1000 lm, 3000K
EL41735C, H	14W, 1000 lm, 3500K
EL41740W, C, H	14W, 1000 lm, 4000K
EL417CT5W, H	14W, 1000 lm, 2700K - 5000K
EL427CT5W, BB	12.5W - 18W, 1000 - 1500 lm, 2700K - 5000K

DIMS TO WARM  
SUNSET DIMMING TECHNOLOGY



Round Reflector

CAT NO.	SPECIFICATIONS
EL415SDW, BZ	10W, 700 lm, Sunset
EL410SDW, BZ	10W, 700 lm, Sunset



Square Reflector

CAT NO.	SPECIFICATIONS
EL442CT5W	11W, 850 lm, 2700K - 5000K
EL442CT3BB, BZ	11W, 750 lm, 2700K - 3500K



Square Baffle

CAT NO.	SPECIFICATIONS
EL44127W	10W, 750 lm, 2700K
EL441CT3BZ	10W, 750 lm, 2700K - 3500K
EL441CT5W	10W, 750 lm, 2700K - 5000K



Round Gimbal

CAT NO.	SPECIFICATIONS
EL41627W	9W, 620 lm, 2700K
EL416CT5W, B, BZ	9W, 650 lm, 2700K - 5000K



Square Gimbal

CAT NO.	SPECIFICATIONS
EL446CT5W, B, BZ	11W, 700 lm, 2700K - 5000K
EL446HLCT5W	12W, 1000 lm, 2700K - 5000K



Round Baffle Gimbal

CAT NO.	SPECIFICATIONS
EL41427W	10W, 625 lm, 2700K
EL41435W	10W, 675 lm, 3500K
EL414CT5W, B	12W, 650 lm, 2700K - 5000K



Round Pull Down Adjustable

CAT NO.	SPECIFICATIONS
EL49727W, B, BZ	12.6W, 840 lm, 2700K
EL49730W, B, BZ	12.6W, 840 lm, 3000K



Square Pull Down Adjustable

CAT NO.	SPECIFICATIONS
EL44727W, B, BZ	12.6W, 840 lm, 2700K
EL44730W, B, BZ	12.6W, 840 lm, 3000K



Round Pull Down Adjustable (2nd Generation)

CAT NO.	SPECIFICATIONS
EL49727W2, BZ2	11W, 950 lm, 2700K
EL49730W2, BZ2	11W, 950 lm, 3000K

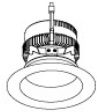
\*Finishes: **W** - All White, **B** - All Black, **BZ** - All Bronze, **C** - Chrome w/White Ring, **H** - Haze w/White Ring

# Compatible Products



For use with Dedicated 4" IC LED Housings

## 4" Ply™ 120/277V LED Inserts



**Round Insert with 5-CCT and 3-Lumen Switch**

**EL475CT5D**  
Finishes:  
(W, H, BB, HW)



**Round Insert**

**EL49530D**  
Finishes:  
(W)

\*Finishes: **W** - All White, **BB** - All Black, **H** - All Haze, **HW** - Haze w/White Ring

\*Must be used with PLY™ Housings for 0-10V dimmability (EL490ICDXA, EL490RICDXA, EL492ICDXA, EL492RICDXA).  
With non-ply housing this is non-dimmable, 120-277V input only.

## 4" Ply™ 120/277V Adjustable LED Inserts



**Round Adjustable Gimbal**

**EL414**  
Finishes:  
(DXW, DXB)



**Round Adjustable Insert**

**EL497**  
Finishes:  
(DXW, DXB, DXBZ DXN)



**Square Adjustable Insert**

**EL447**  
Finishes:  
(DXW, DXB, DXBZ DXN)

### ACCESSORIES



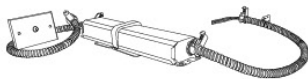
**Interchangeable Lens**  
(For EL497 & EL447 Series only)

**EP710C** 20° Beam  
**EP712C** 60° Beam

### PRODUCT NUMBER BUILDER

4" 120/277V Adjustable LED Inserts	Style	Color Temperature	Finish
<b>EL4</b>	<b>14</b> Adjustable Gimbal <b>97</b> Round Adjustable <b>47</b> Square Adjustable	<b>27D</b> 2700K <b>30D</b> 3000K	<b>DXW</b> All White <b>DXB</b> All Black <b>DXBZ</b> All Bronze <b>DXBN</b> All Nickel

## 4" Accessories



**Emergency Battery Backup**

CAT NO.	SPECIFICATIONS
KEM-LD5	8W, 120/277V



**Fire Cover**

CAT NO.	SPECIFICATIONS
FIRECVR	9 3/4" H x 17" O.D.



**Fire Enclosure**

CAT NO.	SPECIFICATIONS
FIREENCL	20 3/8" L x 14 3/8" W
FIREENCL-S	Shallow, 16" L x 14 3/8" W



**Mica Fire Tape**

CAT NO.	SPECIFICATIONS
FIRETAPE	3/4" W x 16' L

# Compatible Products



For use with Dedicated 4" IC LED Housings

## 4" Ply™ 120/277V LED Inserts



### Round Insert

**EL495**

Finishes:

(DW, DHW, DCW)

PRODUCT NUMBER BUILDER			
4" 120/277V LED Inserts	Color Temperature		Finish
<b>EL495</b>			
	<b>30</b>	3000K (800 lm)	<b>DW</b> All White
	<b>35</b>	3500K (850 lm)	<b>DHW</b> Haze w/White Ring
	<b>40</b>	4000K (900 lm)	<b>DCW</b> Chrome w/White Ring

*\*Must be used with PLY™ Housings for 0-10V dimmability (EL490ICDXA, EL490RICDXA, EL492ICDXA, EL492RICDXA). With non-ply housing this is non-dimmable, 120-277V input only.*

## 4" Ply™ 120/277V Adjustable LED Inserts



### Round Adjustable Gimbal

**EL414**

Finishes:

(DXW, DXB)



### Round Adjustable Insert

**EL497**

Finishes:

(DXW, DXB, DXBZ DXN)



### Square Adjustable Insert

**EL447**

Finishes:

(DXW, DXB, DXBZ DXN)

### ACCESSORIES



### Interchangeable Lens

(For EL497 & EL447 Series only)

**EP710C** 20° Beam  
**EP712C** 60° Beam

PRODUCT NUMBER BUILDER			
4" 120/277V Adjustable LED Inserts	Style	Color Temperature	Finish
<b>EL4</b>			
	<b>14</b> Adjustable Gimbal	<b>27D</b> 2700K	<b>DXW</b> All White
	<b>97</b> Round Adjustable	<b>30D</b> 3000K	<b>DXB</b> All Black
	<b>47</b> Square Adjustable		<b>DXBZ</b> All Bronze
			<b>DXBN</b> All Nickel

*\*Must be used with PLY™ Housings for 0-10V dimmability (EL490ICDXA, EL490RICDXA, EL492ICDXA, EL492RICDXA). With non-ply housing this is non-dimmable, 120-277V input only.*