

# 2" Square LED Reflector Light Engines



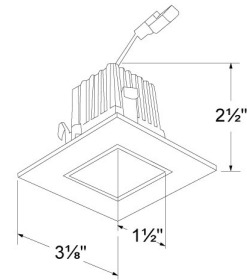
## Features

- Suitable for use in fixtures installed in insulated ceilings.
- Suitable for new construction and remodel housings.
- Suitable for installation into ELCO 2" recessed fixtures with 2-wire connector.
- Diecast construction provides lasting durability.
- Energy Star Certified.
- Title 24 JA8-2019 Compliant.

## Specifications

<b>Wattage</b>	9W
<b>Lumens</b>	600 lm - 860 lm
<b>Color Temp.</b>	2700K - 4000K
<b>Dimmable</b>	Triac/ELV
<b>Lamp Type</b>	LED
<b>Beam Angle</b>	36°
<b>CRI</b>	93+
<b>Wet Location</b>	Listed

## Dimensions



## Technical Details

**Optics:** PC Lens for even lumen distribution.

**Construction:** Diecast construction for lasting quality and greater heat dissipation. High quality powder coat finish preventing rust and paint cracking.

**Installation:** Must be installed in ELCO 2" Alder System housing; E2LC106ICA, E2LC175ICA, E2LC175RICA, E2LC106, E2LRC106.

### LED Technology:

- Extremely accurate color rendering with 93+ CRI.
- Efficacy of max. 92 lumens per watt.
- Lumen Maintenance of 50,000 hours L70 based on LM80 standardized test results.
- Superior Thermal Management by utilizing aluminum body as heat sink.

**Listings:** UL Listed for Wet Location. ENERGY STAR® Certified. Title 24 JA8-2019 Compliant.

**Warranty:** ELCO Products are built to last with a 5-year Limited warranty.

## Product Numbers

Item	Lamp type	Lumens	CCT	Watts	Dimming	Beam Angle	Finish
<b>E213C0627W</b>	LED	600 lm	2700K	9W	Triac/ELV	36°	All White
<b>E213C0630W</b>	LED	630 lm	3000K	9W	Triac/ELV	36°	All White
<b>E213C0727W</b>	LED	800 lm	2700K	9W	Triac/ELV	36°	All White
<b>E213C0730W</b>	LED	830 lm	3000K	9W	Triac/ELV	36°	All White
<b>E213C0735W</b>	LED	845 lm	3500K	9W	Triac/ELV	36°	All White
<b>E213C0740W</b>	LED	860 lm	4000K	9W	Triac/ELV	36°	All White

## Product Number Builder

Example: **E213C0627W**

ELCO 2" Light Engines

**E213C**

Lumens

**06** 630  
**07** 830

Color Temperature

**27** 2700K  
**30** 3000K  
**35** 3500K (07 only)  
**40** 4000K (07 only)

Finish

**W** All White

# Compatible Products

For use 2" LED Light Engines

## 2" Alder™ IC Airtight LED Housings



2" Double Wall LED IC Housing  
**New Construction**

CAT NO.	SPECIFICATIONS
E2LC106ICA	9W, 120V, Triac/ELV



2" Single Wall LED IC Housing  
**New Construction**

CAT NO.	SPECIFICATIONS
E2LC175ICA	9W, 120V, Triac/ELV



2" Single Wall LED IC Housing  
**Remodel**

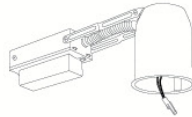
CAT NO.	SPECIFICATIONS
E2LC175RICA	9W, 120V, Triac/ELV

## 2" Alder™ Non-IC Airtight LED Housings



2" Single Wall LED Non-IC Housing  
**New Construction**

CAT NO.	SPECIFICATIONS
E2LC106	9W, 120V, Triac/ELV



2" Single Wall LED Non-IC Housing  
**Remodel**

CAT NO.	SPECIFICATIONS
E2LRC106	9W, 120V, Triac/ELV

## 2" Alder™ Accessories



**Emergency Battery Backup**

CAT NO.	SPECIFICATIONS
KEM-LD3	8W, Up to 750 lm
KEM-LD4	12W, Up to 1100 lm



**Fire Cover**

CAT NO.	SPECIFICATIONS
FIRECVR	9 3/4" H x 17" O.D.



**Fire Enclosure**

CAT NO.	SPECIFICATIONS
FIREENCL	20 3/8" L x 14 3/8" W
FIREENCL-S	Shallow, 16" L x 14 3/8" W



**Mica Fire Tape**

CAT NO.	SPECIFICATIONS
FIRETAPE	3/4" W x 16' L

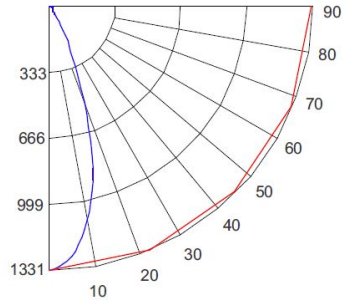
\*Driver included for all housings

# 2" Square LED Reflector Light Engine

Multiplier: 3000K (x 1.04)

## PHOTOMETRIC REPORT

Product #: E213C0627  
 Wattage/Lumens: 8.8W/ 591 lm  
 Luminaire LPW: 67 Lm/W



## CANDLE POWER SUMMARY

Degrees Vertical	0°
0	1330
5	1266
15	846
25	258
35	38
45	22
55	17
65	12
75	7
85	2
90	0

## ILLUMINANCE AT A DISTANCE

Distance to Target Plane	Footcandles Beam Center	Beam Diameter
4'	83.1	2.6'
6'	36.9	3.8'
8'	20.8	5.1'
10'	13.3	6.4'

## ZONAL LUMEN SUMMARY

Zone	Lumens	% Luminaire
0-30°	489.45	82.80
0-40°	534.10	90.40
0-60°	568.44	96.20
0-90°	590.11	99.90



**ELCO Lighting**

# Dimmer Compatibility Chart 2" Alder System LED Light Engines

For E210C06, E210C07, E210C18, E213C06, E213C07, E214C06, E214C07, E215C06, E215C07, E218C06, E218C07, E219C06, E219C07 Series

## For Reference Only

Testing conducted by ELCO Lighting is not a substitute for and does not imply certification by an independent laboratory or any other standards certification. Refer to manufacturer specifications for more detailed information on product certifications and standards. Consult the dimmer manufacturer prior to installation to ensure compatibility.

Manufacturer	Product	Part Number	Dimmed Light Output Range
Lutron	Skylark Contour, 120V AC, 60Hz, 600W Incandescent/Halogen, Single Pole, 3-Way Indoor Application, Residential/Commercial Application	CT-603PG / CT-600PR	10% - 100%
	Diva, 120V AC, 60Hz, 600W Incandescent/Halogen, Single Pole, 3-Way, Residential/Commercial Application	DV-600PR / DV603PG	10% - 100%
	Diva, 120V, 60Hz, 150W LED/CFL, 600W Incandescent/Halogen, Single Pole, 3-Way	DVW-603PGH / DVCL-153P	10% - 100%
	Maestro, 120V, 50/60Hz, 150W LED/CFL, 600W Incandescent/Halogen, Single Pole, 3-Way	MACL-153M / TGCL-153P	10% - 100%
	Skylark, Single Pole 600W Incandescent/Halogen, Slide-to-Off Dimmer	S-600PR / S-2-LH	10% - 100%
Leviton		1A1505 / IC1605	10% - 100%
	SureSlide, 120V AC 60Hz, 600W for LED and CFL, 600W for Incandescent, Single Pole, 3-Way, Polycarbonated Housing	6631 / 6633	10% - 100%
Cooper	Decorator Dimmer, 120V 60Hz, 300W for LED and CFL, 600W for Incandescent, Single Pole, 3-Way, Polycarbonated Housing	DLC03P	10% - 100%

**\*NOTE: Refer to dimmer manufacturer's documentation for installation instructions and circuit details**

Disclaimer: Minimum and maximum loads for LEDs and CFLs are given in number of lamps and may vary depending on the lamp being used. Testing conducted by ELCO Lighting is not a substitute for and does not imply certification by an independent laboratory or any other standards certification. Refer to manufacturer specifications for more detailed information on product certifications and standards.

Integrating our lighting with your Smart Home System is a breeze. Simply check your Smart Home system for compatible smart switches and cross reference that with our Dimming Compatibility Chart. Once the switches are integrated with your Smart Home system your lights will be ready to go.



2042 E. Vernon Ave. Vernon CA 90058 Tel 323.231.2600 Fax 323.231.3200 elcolighting.com