

0-10V Koto™ LED Module

Works with 2", 3", 4", and 6" ELCO 0-10V Recessed Housings and Koto™ Trims



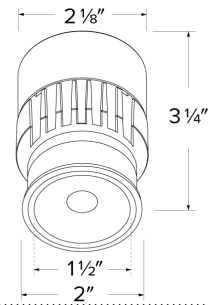
Features

- Integrated 120/277V, 0-10V/Triac/ELV dimmable driver
- Excellent color rendering 95+ CRI
- Sunset Module ELK10DXSD starts from 3000K and dims to 1800K
- Works in 2", 3", 4", and 6" ELCO 0-10V Housings with Koto™ twist-on trims
- Energy Star Certified
- Title 24 JA8-2019 Compliant
- Standard 38° Lens installed, 25° and 60° lens included with each module - Optional Lens: 18° (EP731C).
- Optional: Louver (L45), Linear Lens (L46), Spread Lens (L47), Clear Lens (L48), Frosted Lens (L49), Snoot (L50), Color Shifter (L51)
- Covered by U.S. PATENTS and Patents Pending

Specifications

Wattage	11.8W
Lumens	1000 lm
Voltage	120/277V
Color Temp.	2700K - SunsetK
Dimmable	0-10V/Triac/ELV
Lamp Type	LED
Beam Angle	38°
CRI	95
Wet Location	UL Listed w/Wet Location Trims
Damp Location	UL Listed

Dimensions



Technical Details

Optics: Frosted polycarbonate module lens diffuses light evenly throughout while reducing glare with LED technology.

Construction: Integrated driver and light engine with quick connect. Diecast aluminum body with heat fins allow for efficient cooling.

Installation: Twist-on design for toolless trim installation, for use with Koto™ trims only. Can be use in 2", 3", 4" and 6" ELCO 0-10V Recessed Housings.

Electrical: Module connects to 120/277V power supply. High efficiency driver with a power factor >0.9. Start time of less than 0.75 seconds.

Delivered Lumens: 1000 lm (11.8W)

LED Technology: Extremely accurate Color Rendering Index of 95+. Lumen Maintenance of 50,000 hours L70 Life based on LM80 standardized test results. Superior Thermal Management by utilizing integrated heat sink. Instant On to Full Brightness technology. No LED pixilation.

Sunset: Sunset color temperature is our dim-to-warm LED technology that allows the color temperature to become warmer as the product is dimmed. Our SUNSET items start at 3000K and go as low as 1800K when dimmed. For Sunset dim technology be sure to order an item with "Sunset" in the Color Temperature (CCT) attribute.

Dimmability: Works with 120/277V, 0-10V/Triac/ELV type dimmers. Dims down to 5%. For full list of dimmers, refer to the Dimmer Compatibility List. Industry leading dimming that dims smoothly with no hot spots or flickering.

Listings: UL Listed for Damp Locations. UL Listed for Wet Location with Wet location trims. RoHS Compliant.

Meets Energy Star & California Title 24 JA8-2019 standards.

Warranty: ELCO Products are built to last with a 5-year Limited Warranty.

Product Number Builder Example: ELK10DX27

0-10V Koto™ LED Module

Lumens

Voltage

Color Temp.

Beam Angle

ELK

10 1000 lm

DX 120/277V

27 2700K

30 3000K

35 3500K

40 4000K

SD Sunset ¹

38° ²

-S 18°

-N 25°

-W 60°

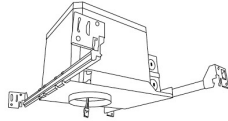
¹ Sunset, Dim to Warm technology, automatically transitions from 3000K to 1800K when dimmed

² 38° lens installed. Includes 25° and 60° lens with module.

Compatible Products

For use with 0-10V Koto™ LED Module

2" Koto™ Dedicated LED ICA Housings



2" ICA Maximum Adjustability Housing
New Construction

CAT NO.	SPECIFICATIONS
EL276ICDXA	Maximum Adjustability

2" Pex™ Twist-On Trims



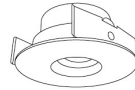
Round Deep Reflector

ELK2818
Finishes:
(W, B, H, BB, BZ)



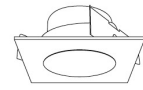
Round Adjustable Reflector

ELK2829
Finishes:
(W, B, H, BB, BZ)



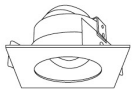
Round Adjustable Pinhole

ELK2827
Finishes:
(W, B, BB, BZ)



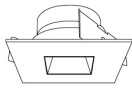
Square Deep Reflector

ELK2518
Finishes:
(W, B, BB)



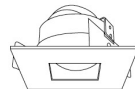
Square Adjustable Reflector

ELK2529
Finishes:
(W, B, BB)



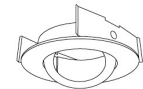
Square Reflector

ELK2541
Finishes:
(W, B, BB)



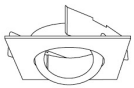
Square Adjustable Pinhole

ELK2527
Finishes:
(W, B, BB)



Round Gimbal

ELK2888
Finishes:
(W, B, BZ)



Square Gimbal

ELK2588
Finishes:
(W, BZ)

Compatible Products



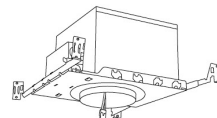
For use with 0-10V Koto™ LED Module

3" Koto™ Dedicated LED ICA Housings



2-Hour Fire Rated 3" ICA Housing
New Construction

CAT NO.	SPECIFICATIONS
EL39FICDXA	7 1/2" Height - Sound Rated



3" ICA Maximum Adjustability Housing
New Construction

CAT NO.	SPECIFICATIONS
EL386ICDXA	Maximum Adjustability



3" ICA Housing
New Construction

CAT NO.	SPECIFICATIONS
EL390ICDXA	
EL390ICDXA-EM5	Emergency Battery Back-up (90 minutes)



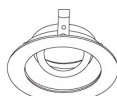
3" ICA Housing
Remodel

CAT NO.	SPECIFICATIONS
EL390RICDXA	

3" Pex™ Twist-On Trims



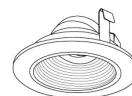
Round Deep Reflector
ELK3618
Finishes:
(W, BB, BZ, B, C, H)



Round Adjustable Gimbal
ELK3629
Finishes:
(W, BB, BZ, B, C, H)



Round Adjustable Pinhole
ELK3627
Finishes:
(B, BB, BZ)



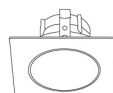
Round Adjustable Baffle
ELK3693
Finishes:
(W)



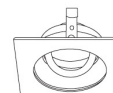
Round Adj. Slot Aperture
ELK3620
Finishes:
(W)



Round Adj. Wall Wash
ELK3622
Finishes:
(W)



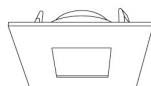
Square Deep Reflector
ELK3318
Finishes:
(W, BB, BZ, B, C, H)



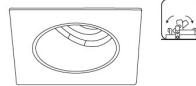
Square Adjustable Gimbal
ELK3329
Finishes:
(W, BB, BZ, B, C, H)



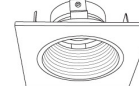
Square Adjustable Pinhole
ELK3327
Finishes:
(B, BB, BZ)



Square Reflector
ELK3341
Finishes:
(W, B, BB, BZ)



Square Adj. Wall Wash
ELK3322
Finishes:
(W)



Square Adjustable Baffle
ELK3393
Finishes:
(W)

Compatible Products

For use with 0-10V Koto™ LED Module

3" Pex™ Trimless • Only for use with EL386ICA



Spackle Frame

EL3SFR



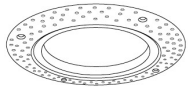
**Adjustable Trimless
Reflector**

ELK315

Finishes:

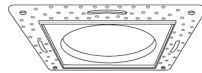
(W, B, H)

3" Flush Mount Trim Adaptors



Round Flush Mount

EL3FMR



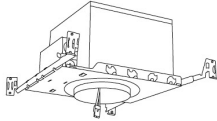
Square Flush Mount

EL3FMS

Compatible Products

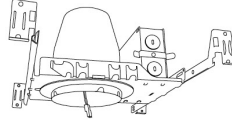
For use with 0-10V Koto™ LED Module

4" Koto™ Dedicated LED ICA Housings



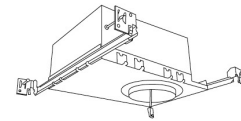
4" ICA Maximum Adjustability Housing
New Construction

CAT NO.	SPECIFICATIONS
EL485ICDXA	Maximum Adjustability



4" ICA Housing
New Construction

CAT NO.	SPECIFICATIONS
EL490ICDXA	14W, 120/277V
EL490ICDXA-EM5	Emergency Battery Back-up (90 minutes)



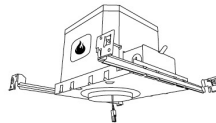
4" R-60 Spray Foam Insulation Housing
New Construction

CAT NO.	SPECIFICATIONS
EL490AJICDXA	Maximum Adj. for use in R60 or Chicago plenum applications



4" ICA Housing
Remodel

CAT NO.	SPECIFICATIONS
EL490RICDXA	14W, 120V



2-Hour Fire Rated 4" ICA Housing
New Construction

CAT NO.	SPECIFICATIONS
EL48FICDXA	7 1/2" Height, Sound Rated

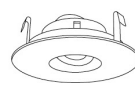
4" Pex™ Round Twist-On Trims



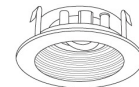
Reflector
ELK4118
Finishes:
(W, BB, BZ, B, C, H)



Adjustable Gimbal
ELK4129
Finishes:
(W, BB, BZ, B, C, H)



Adjustable Pinhole
ELK4127
Finishes:
(B, BB, BZ)



Adjustable Baffle
ELK4193
Finishes:
(W, BB, B)



Slot Aperture
ELK4130
Finishes:
(W)



Rotatable Slot Aperture
ELK4120
Finishes:
(W)



Adj. Wall Wash
ELK4122
Finishes:
(W)

Compatible Products

For use with 0-10V Koto™ LED Module

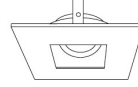
4" Pex™ Square Twist-On Trims



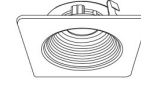
Reflector
ELK4218
 Finishes:
 (W, BB, BZ, B, C, H)



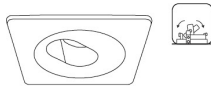
Adjustable Gimbal
ELK4229
 Finishes:
 (W, BB, BZ, B, C, H)



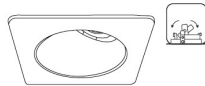
Adjustable Pinhole
ELK4227
 Finishes:
 (B, BB, BZ)



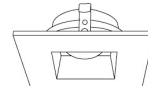
Adjustable Phenolic Baffle
ELK4293
 Finishes:
 (W, BB, B)



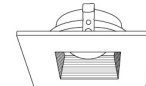
Adj. Slot Rotatable Aperture
ELK4220
 Finishes:
 (W)



Adjustable Wall Wash
ELK4222
 Finishes:
 (W)



Adjustable Reflector
ELK4282
 Finishes:
 (W)

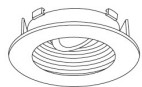


Adjustable Baffle
ELK4284
 Finishes:
 (W)

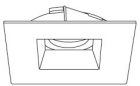
4" Flexa™ Twist-On Trims



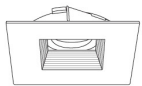
Round Reflector
ELK4721
 Finishes:
 (WW, BB, BZBZ, BW, CC, CW, HW, CN)



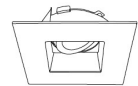
Round Baffle
ELK4723
 Finishes:
 (WW, BB, BZBZ, BW)



Square Reflector
ELK4741
 Finishes:
 (WW, BB, BZBZ, BW, HW)
**Not for Remodel Housing*



Square Baffle
ELK4743
 Finishes:
 (WW, BB, BZBZ, BW)
**Not for Remodel Housing*

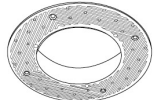


Adjustable Square Reflector
ELK4759
 Finishes:
 (WW, BB, B, H)

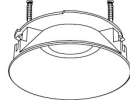
Compatible Products

For use with 0-10V Koto™ LED Module

4" Pex™ Trimless • Only for use with EL485ICDXA & EL490AJICDXA



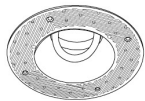
**Round Spackle
Frame Only**
EL4SFR



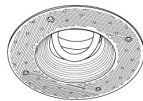
Round Smooth Reflector
ELK408
Finishes:
(W, B, BZ, H)



**Round Adjustable
Reflector**
ELK415
Finishes:
(W, B, BZ, H)



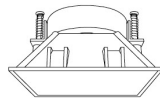
**Adjustable Reflector
with Spackle Frame**
ELK430
Finishes:
(W, B, BZ, H)



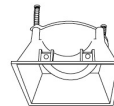
**Adjustable Baffle
with Spackle Frame**
ELK434
Finishes:
(W, B, BZ)



Sq. Spackle Frame
EL4SFS

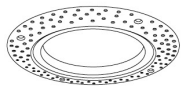


Sq. Smooth Reflector
ELK445
Finishes:
(W, B, H)

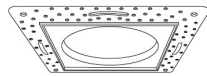


Sq. Adjustable Reflector
ELK459
Finishes:
(W, B, H)

4" Flush Mount Trim Adaptors



Round Flush Mount
EL4FMR
*For use with
ELK41 & Unique™ Trims*



Square Flush Mount
EL4FMS
*For use with
ELK42 Trims*

Compatible Products

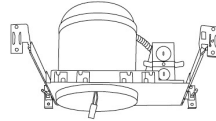
For use with 0-10V Koto™ LED Module

6" Koto™ Dedicated LED ICA Housings



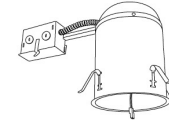
2-Hour Fire Rated 6" ICA Housing
New Construction

CAT NO.	SPECIFICATIONS
EL76FICDXA	7 3/4" Height



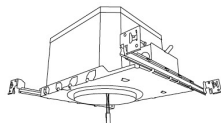
6" Standard ICA Housing
New Construction

CAT NO.	SPECIFICATIONS
EL770ICDXA	7 1/2" Height



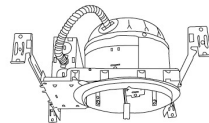
6" Standard ICA Housing
Remodel

CAT NO.	SPECIFICATIONS
EL770RICDXA	7 1/2" Height



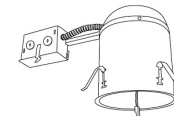
2-Hour Shallow Fire Rated 6" ICA Housing
New Construction

CAT NO.	SPECIFICATIONS
EL75FICDXAS	6 3/16" Height



6" Shallow ICA Housing
New Construction

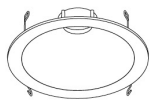
CAT NO.	SPECIFICATIONS
EL760ICDXA	5 1/2" Height



6" Shallow ICA Housing
Remodel

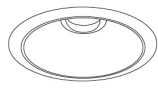
CAT NO.	SPECIFICATIONS
EL760RICDXA	5 1/2" Height

6" Twist-On Trims



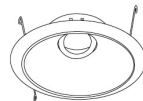
Round Deep Reflector

ELK6418
Finishes:
(W, BB, BZ, H)



Round Reflector

ELK610
Finishes:
(WW, BB, BZBZ, BW, CC, CW, CN, HW)



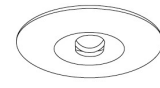
Adjustable Round Reflector

ELK629
Finishes:
(WW, BB, BZBZ, BW, CW, HW)



Adjustable Round Baffle

ELK693
Finishes:
(WW, BB, BZBZ, BW)



Adjustable Slot Aperture

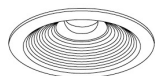
ELK6420
Finishes:
(W)

6" Unique™ Twist-On Trims



Round Reflector

ELK6710
Finishes:
(W, B, BZ)



Round Baffle

ELK6713
Finishes:
(W, BZ)



Round Wall Wash

ELK6715
Finishes:
(W, BZ)



ELCO Lighting

Dimmer Compatibility Chart

Standard Koto™ LED Modules

For ELK07, ELK08CT5, ELK09, ELK10CT5, & ELK11 Series

For Reference Only

Testing conducted by ELCO Lighting is not a substitute for and does not imply certification by an independent laboratory or any other standards certification. Refer to manufacturer specifications for more detailed information on product certifications and standards. Consult the dimmer manufacturer prior to installation to ensure compatibility.

Manufacturer	Product	Part Number	Dimmed Light Output Range
Leviton	Decora SureSlide® Single Pole with Slide -to-Off	6672	15% - 100%
	Leviton Dimmer	1K3502	5% - 100%
Lutron	Vive, 120V, 150W LED/CFL, 600W Incandescent/Halogen, FP, Single Pole/Multi-Location Dimmer, Commercial Application	MRF2S-6CL	12% - 91%
	Panel Model, Commercial/Residential Application, FP	GP (Harrier) Card	10% - 94%
	Grafik QS/Mailbox Power Module, 120/220 to 240V AC, LED/Incandescent/Halogen Load Type, Commercial/Residential Indoor Application, FP	LQRJ-WPM-6P	10% - 95%
	Grafik Eye 3000/HomeWorks, 120V, Incandescent/Fluorescent Load Type, Commercial/Residential Application, FP	HWI-WPM-6D-120	10% - 95%
	Panel Dimming Module, 120V, Commercial/Residential Application, FP	HW/LP-RPM-4U-120	10% - 95%
	Panel Adaptive Dimming Module, 120V, Commercial/Residential Application, FP	HW/LP-RPM-4A-120	9% - 95%
	HomeWorks® QS for CFL/LED loads, 120V, RP, Commercial/Residential Application	LQSE-4A1-D/MQSE-4A1-D/ MQSE-3A1/MQSE-2A1-D	8% - 95%
	Energi Savr Node LED+ Phase Adaptive, Commercial Application, Reverse Phase, (Zone 1) (Zones 2-4)	QSN-4A5-S	8% - 95%
	Energi Savr Node LED+ Phase Adaptive, Commercial Application, Forward Phase, (Zone 1) (Zones 2-4)	QSN-4A5-S	10% - 97%
	RadioRA®2, 120V, 50/60-Hz, 150W LED or 600W Incandescent/Halogen, 3-Way & 4-Way, Residential Application	RRD-6CL	10% - 95%
	RadioRA®3, 120V, 250W LED/CFL or 500W Incandescent/Halogen, Single Pole, Multi-Location	RRST-PRO-N	10% - 95%
	HomeWorks® QS, 120V, 60-Hz, 150W LED/CFL or 600W Incandescent/Halogen/MLV, Residential Application	HQRD-6CL(H2) HQRA-6CL(H2)	10% - 95%
	Homeworks QS, Residential Application, Reverse Phase	LQSE-4A-120-D	8% - 89%
	HomeWorks® for LED/Incandescent/Halogen loads, Reverse Phase, (Zone 1) (Zones 2-4)	LQSE-4A5-120-D	8% - 89%
	HomeWorks® for LED/Incandescent/Halogen loads, Forward Phase, (Zone 1) (Zones 2-4)	LQSE-4A5-120-D	10% - 100%
	Ariadni® C-L Single Pole/3-Way, 150W LED/CFL or 600W Incandescent/Halogen	AYCL-153P	10% - 100%
	Skylark Contour® C-L, Single Pole/3-Way, 150W LED/CFL or 600W Incandescent/Halogen	CTCL-153P	10% - 100%
Skylark® C-L Single Pole/3-Way, 150W LED/CFL or 600W Incandescent/Halogen	SCL-153P	10% - 100%	

Integrating our lighting with your Smart Home System is a breeze. Simply check your Smart Home system for compatible smart switches and cross reference that with our Dimming Compatibility Chart. Once the switches are integrated with your Smart Home system your lights will be ready to go.




2042 E. Vernon Ave. Vernon CA 90058 Tel 323.231.2600 Fax 323.231.3200 elcolighting.com

Manufacturer	Product	Part Number	Dimmed Light Output Range
Lutron	Diva® Series 150W Single Pole/3-Way Dimmer	DVCL-153P	10% - 100%
	Skylark Contour® Single Pole/3-Way 1000W Incandescent/Halogen	CT-103P	10% - 100%
	Skylark® Single Pole 300W ELV Preset Dimmer	SELV-300P	5% - 100%
	Skylark® Single Pole 600W Incandescent/Halogen, Slide-to-Off Dimmer	S-600P	5% - 100%
	Diva® 300W Single Pole/3-Way ELV Dimmer	DVELV-303P	10% - 100%
	Diva® 600W Single Pole Incandescent/Halogen Preset Dimmer	DV-600P	5% - 100%
	Ariadni® 600W Single Pole Magnetic Low Voltage Dimmer	AYLV-600P	5% - 100%
	Ariadni® 600W Single Pole/3-Way Incandescent/Halogen Dimmer	AY-603P	5% - 100%
	Maestro® 600W Single Pole/3-Way ELV Dimmer	MAELV-600	5% - 100%
	Maestro® C-L Single Pole/3-Way Dimmer. 150W Max for LED/CFL or 600W Max for Incandescent/Halogen	MACL-153M	10% - 100%
	Caséta® Wireless Dimmer	PD-6WCL	10% - 100%

***NOTE: Refer to dimmer manufacturer's documentation for installation instructions and circuit details**

Disclaimer: Minimum and maximum loads for LEDs and CFLs are given in number of lamps and may vary depending on the lamp being used. Testing conducted by ELCO Lighting is not a substitute for and does not imply certification by an independent laboratory or any other standards certification. Refer to manufacturer specifications for more detailed information on product certifications and standards.

Integrating our lighting with your Smart Home System is a breeze. Simply check your Smart Home system for compatible smart switches and cross reference that with our Dimming Compatibility Chart. Once the switches are integrated with your Smart Home system your lights will be ready to go.



2042 E. Vernon Ave. Vernon CA 90058 Tel 323.231.2600 Fax 323.231.3200 elcolighting.com