

EL390ICA

3" Line Voltage New Construction
Housing for LED Inserts

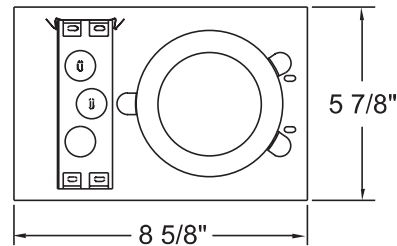

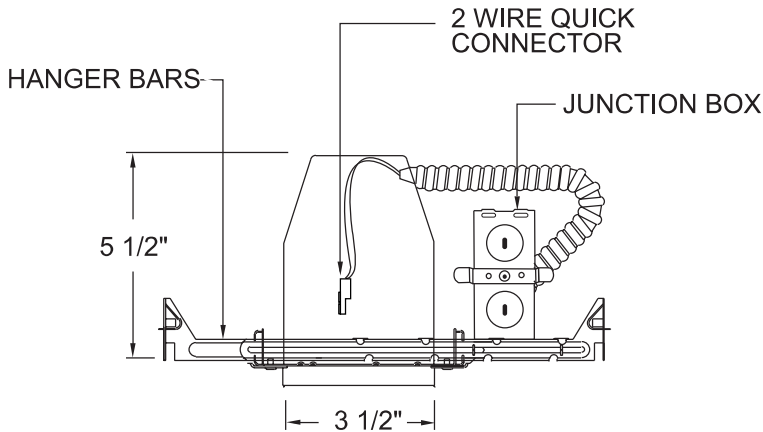
PROJECT INFORMATION:

Project Name: _____

Fixture Type: _____

Date: _____

DIMENSIONS



PRODUCT SPECIFICATIONS

- Single wall IC construction, for use in insulated ceilings.
- 5 1/2" height allows for use in 2 x 6 construction.
- Adjustable housing accommodates up to 1 1/4" ceiling thickness.
- Housing meets restricted air flow requirement (per ASTM E-283).

Lamp: 14W Max 120V

Lamp Holder: 2-wire quick connect terminal connector.

- Labels:** U.L. listed for damp locations
U.L. listed for feed through
U.L. listed for direct contact with insulation
- CA Title 24 compliant (as high efficacy luminaire).
 - Trims sold separately.

COMPATIBLE INSERT LIST

- **Insert specification sheets available on Elcolighting.com**
- EL31030, EL31130, EL31230, EL33130, EL33230, EL39730

INSTALLATION

Junction Box: Pre-wired junction box provided with 1/2" and 3/4" knockouts. Maximum (8) No. 12 AWG branch circuit conductors (4 in, 4 out). Junction box provided with removable access plates.

Mounting: Captive bar hangers span 24" and can be repositioned 90°. Housing accommodates various ceiling thickness.

Mounting Frame: Stamped galvanized steel construction for corrosion resistance

CATALOG NUMBER

Example: EL390ICA

See trims page for variety of trims available