

2" MAX. Adjustability IC Airtight New Construction Housing



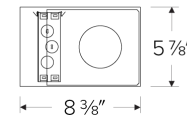
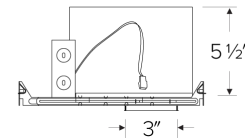
Features

- IC Airtight for direct contact with insulation
- 120V Quick Connect for easy module installation
- Integrated lip allows for use with 5/8" thick ceilings
- Limited 5 year warranty

Specifications

Voltage	120V
Dimmable	Triac/ELV

Dimensions



Technical Details

Construction:

- IC rated for direct contact with insulation, for use in IC or non-IC conditions.
- Housing accommodates up to 5/8" ceiling thickness.
- Airtight housing with gasket to restrict airflow in accordance with ASTM E-283 air-tight requirements.
- Steel housing for greater heat dissipation. Stamped galvanized steel frame.

Installation: Designed for ceiling plenums where 2x6 joists or taller joists are used. High strength swivel hanger bars can easily be nailed to joists. Suitable for T-grid and drop ceiling applications. See installation sheet for detailed information.

Junction Box: Positioned to accommodate straight conduit runs. Seven 1/2" trade size conduit knockouts, four 3/4" knockouts with pry-out knockout slots. 4 Romex pryouts with strain relief.

Hanger Bars: Pre-installed swivel hanger bars with TrueNail facilitate easy installation in regular lumber, engineered lumber, and laminated beams. Integral T-bar slots for easy installation in T-bars. Spans up to 24" and can be repositioned 90°. Score lines allow for tool-free hanger bar size reduction. Integral leveling flange allows for single-person installation while aligning the housings with the joists.

Electrical:

- Input Voltage: 120V AC.
- Inherently protected.

Dimmability:

- Dimmability based on lamp.

Lamp: Designed for use with ELCO 2" PEX Diecast Trims and Koto™ LED module

Listings:

- cUL Listed for US and Canada.
- UL Listed for Damp Location.
- UL Listed for Wet Location with select trims.
- UL Listed for Feed Through.
- UL Listed for Direct Contact with Insulation and Combustible Material.
- Airtight per ASTM E-283.
- Install a JA8-2016-E lamp for Title 24 Compliance.

Warranty: ELCO Lighting warrants products will be free from defects in materials and workmanship for a period of 5 years.

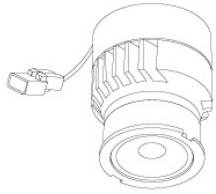
Product Numbers

Item	Voltage	Dimming
EL2761CA	120V	Triac/ELV

Compatible Products

For use with Dedicated 2" Koto IC LED Housings

Koto™ LED Module



Koto™ LED Module
ELK07, ELK09, & ELK11

PRODUCT NUMBER BUILDER					
Koto™ LED Module	Lumens	Color Temperature		Beam Angle	
ELK					
07	750 lm	27	2700K	(blank)	38° lens (Standard)
09	950 lm	30	3000K	-S	18° lens
11	1150 lm	35	3500K	-N	25° lens
		40	4000K	-W	60° lens
		SD	Sunset Dimming (For ELK09 & ELK11)	-FC	18° - 50° Adjustable (ELK07 Only)

ACCESSORIES



Lens

- EP731C** 18° Lens
- EP732C** 25° Lens
- EP733C** 38° Lens
- EP734C** 60° Lens

EP732C, EP733C, EP734C Included



Snoot

- L50W** White
- L50B** Black



Secondary Optics

- L45** Hex Louver
- L46** Linear Lens
- L47** Spread Louver
- L49** Frosted Lens
- L51** Color Shifter

Koto™ LED Module with 5-CCT Switch

Product Number

ELK08CT5	825 lm
ELK10CT5	1000 lm

2" Pex™ Twist-On Trims



Round Deep Reflector

ELK2818

Finishes: (W, B, H, BB, BZ)



Round Adjustable Reflector

ELK2829

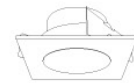
Finishes: (W, B, H, BB, BZ)



Round Adjustable Pinhole

ELK2827

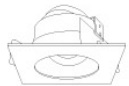
Finishes: (W, B, BB, BZ)



Square Deep Reflector

ELK2518

Finishes: (W, B, BB)



Square Adjustable Reflector

ELK2529

Finishes: (W, B, BB)



Square Reflector

ELK2541

Finishes: (W, B, BB)



Square Adjustable Pinhole

ELK2527

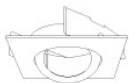
Finishes: (W, B, BB)



Round Gimbal

ELK2888

Finishes: (W, B, BZ)



Square Gimbal

ELK2588

Finishes: (W, BZ)

Compatible Products

For use with Dedicated 2" Koto IC LED Housings

2" Accessories



Emergency Battery Backup



Fire Cover



Fire Enclosure



Mica Fire Tape

CAT NO.	SPECIFICATIONS
KEM-LD5	8W, 120/277V

* Requires access from above

CAT NO.	SPECIFICATIONS
FIRECVR	9 3/4" H x 17" O.D.

CAT NO.	SPECIFICATIONS
FIREENCL	20 3/8" L x 14 3/8" W
FIREENCL-S	Shallow, 16" L x 14 3/8" W

CAT NO.	SPECIFICATIONS
FIRETAPE	3/4" W x 16' L