

STLWD SERIES TAPE LIGHT

24V DC Standard Warm Dim (3000K to 1800K)

Our Dim-to-Warm tape light smoothly mimics the dimming of an incandescent lamp as it is dimmed. At full brightness, the warm dim tape light has a CCT of 3000K and as the light is dimmed, the color changes to an ultra deluxe tone reaching as low as 1800K. Simply control by using a 24V DC dimmable power supply and compatible dimmer switch - No additional controls required.

- Smoothly mimics the dimming of a traditional incandescent
- 3000K temperature at full brightness dims down to 1800K
- 90+ color rendering index
- Lumen output up to 262Lm per foot performance
- Cuttable every 3.94" with 20ft max run
- Easy installation featuring 3M VHB adhesive backing
- IP54 rating featuring nano-coating protective layer
- Dimmable (5-100%) with most ELV, TRIAC (PWM) dimmers
- cULus Listed for indoor dry/damp locations
- 50,000 hours rated life



PROJECT: _____

TYPE: _____

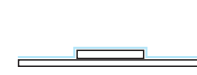
LOCATION: _____

CATALOG NUMBER: _____



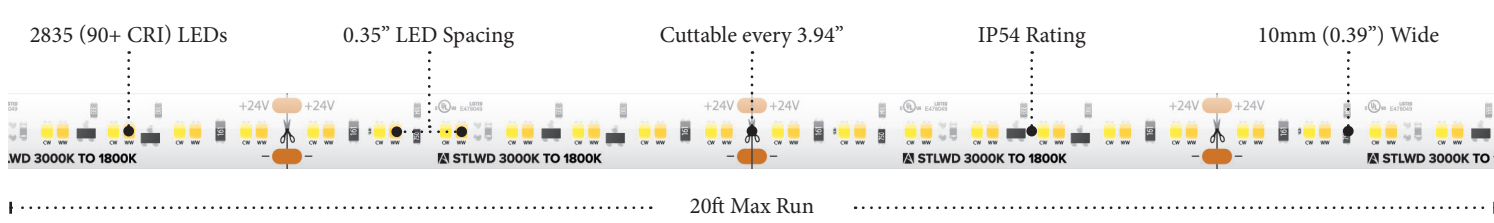
STLWD SERIES QUICK SPECS	
VOLTAGE	24V DC
WATTAGE	3W / ft
LUMENS	262Lm / ft
CCT OPTIONS	3000K to 1800K
CRI	90+
MAX RUN	20ft
CUTTING POINTS	3.94" (100mm)
IP RATING	IP54 - Coated
DIMMING	TRIAC / ELV (5-100%)
DIMENSIONS	0.39" (10mm) W x 0.04" (1.2mm) H
BEAM ANGLE	120°
OPERATING TEMP	5°C (41°F) to 70°C (158°F)
CERTIFICATIONS	cULus Listed - Dry / Damp Location
RATED LIFE	50,000 Hours

STLWD SERIES IP RATINGS



IP54 (Coated)
 Features a light nano-coating applied to the tape light and LED's that protects from moisture and dust.
 Best suited: Indoor dry & damp locations

STLWD SERIES QUICK LOOK




STLWD SERIES ORDERING INFORMATION *Custom Cut Orders - Please Allow Up To 2-4 Weeks Order Processing & Delivery*

ITEM NUMBER	VOLTAGE	CCT	LENGTH	LUMENS / FT	WATTAGE / FT	IP RATING	CRI	CUTTING	MAX RUN
STLWD-3018-16	24V DC	3000K to 1800K	16.4ft	262Lm/ft	3W/ft	IP54	90+	3.94" (100mm)	20ft

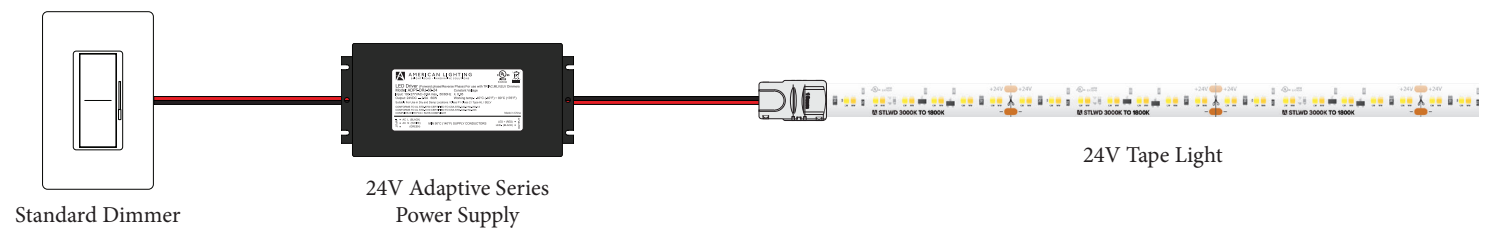
16.4ft Reels (IP54) Include: 6ft lead, 6ft tail, (1) TL-CONKIT, (2) TL-BLKS, (2) TL-2PWR-HD

STLWD SERIES ACCESSORIES

ITEM NUMBER	DESCRIPTION
TL-CONKIT	6' Trulink 4-in-1 Connection Kit
TL-BLKS	Trulink 4-in-1 Connector Block (QTY 10)
TL-2PWR-HD	6' HD Power Feed (IP54)
TL-2JUMP6-HD	6" HD Linking Cable
TL-2JUMP24-HD	24" HD Linking Cable
TL-2SPL-HD	HD Tape to Tape Splice Connector
TL-2SPL-L-HD	90° "L" HD Tape to Tape Splice Connector (IP54)
WIRE-15-2PIN	15ft (20/2) Wire Spool
WIRE-CMP-100-3PIN	100ft (16/3) In-wall Rated Wire Spool
INLINE-SC-CTRL	Simple Select In-line Controller (Single Color)
LVSBS-2PIN	In-Line Splice Terminal Block
RCWY-PVC-1M	1m Plastic Wire Cover Raceway (White)



STLWD SERIES QUICK SET-UP

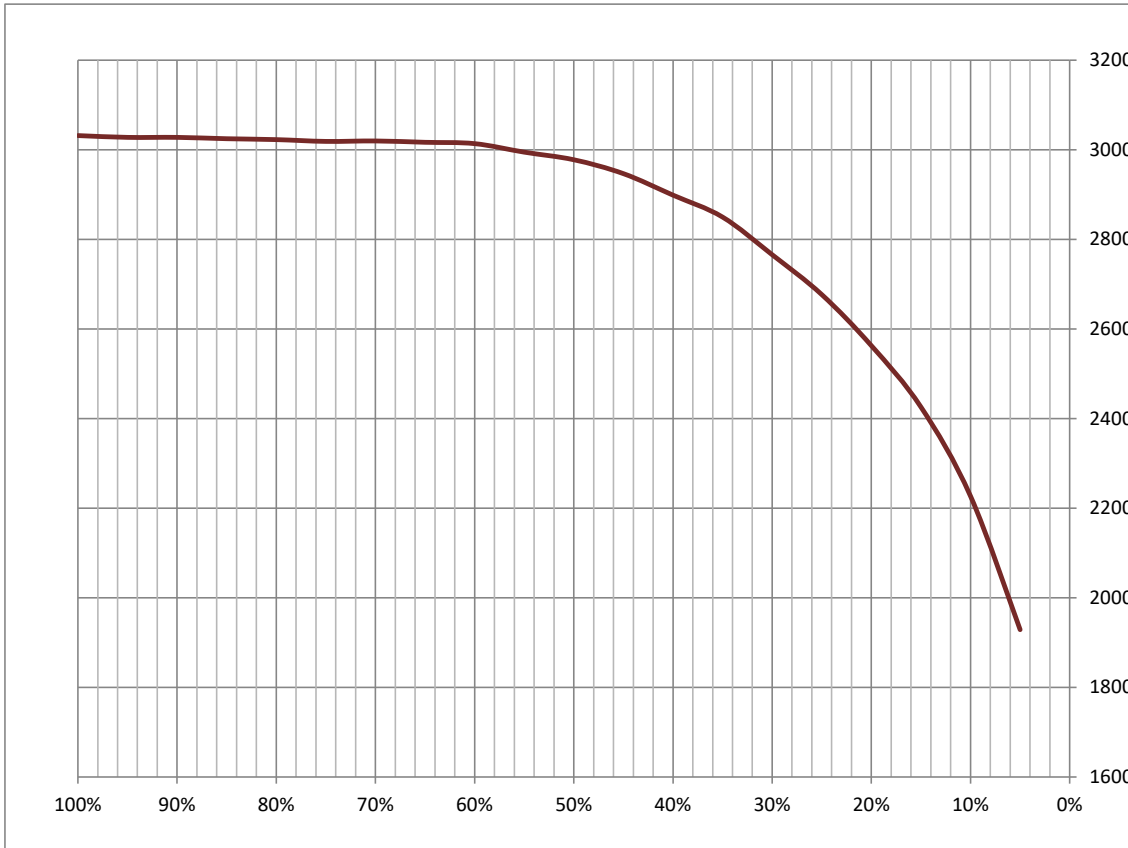


RECOMMENDED POWER SUPPLIES

ITEM NUMBER	DESCRIPTION	MAX / MIN LOAD	INPUT VOLTAGE	OUTPUT VOLTAGE	DIMMABLE	DIMENSIONS
ADPTPRO-DRJ-30-24	Adaptive Pro Series 30W	30W / 3W	100-277V AC	24V	Yes* - Logarithmic	6.49"L x 3.6"W x 1.02"H
ADPTPRO-DRJ-60-24	Adaptive Pro Series 60W	60W / 6W	100-277V AC	24V	Yes* - Logarithmic	7.4"L x 3.6"W x 1.02"H
ADPTPRO-DRJ-96-24	Adaptive Pro Series 96W	96W / 9.6W	100-277V AC	24V	Yes* - Logarithmic	8.66"L x 3.6"W x 1.61"H
ADPTPRO-DRJ-192-24	Adaptive Series 192W (2 x 96W)	192W / 19.2W	100-277V AC	24V	Yes* - Logarithmic	10.94"L x 4.25"W x 1.8"H
ADPTPRO-DRJ-288-24	Adaptive Series 288W (3 x 96W)	288W / 28.8W	100-277V AC	24V	Yes* - Logarithmic	11.85"L x 4.25"W x 1.8"H
ADPTPRO-DR-200-24	Adaptive Pro Series 200W	200W / 20W	100-277V AC	24V	Yes* - Logarithmic	10.07"L x 3.07"W x 1.85"H
ADPTPRO-DR-300-24	Adaptive Pro Series 300W	300W / 30W	100-277V AC	24V	Yes* - Logarithmic	10.86"L x 3.07"W x 1.85"H

Phase Dimming Compatible With Most MLV, ELV, and TRIAC Dimmers Plus 0-10V Capability

STLWD SERIES DIMMING CURVE DATA



CCT	Brightness Ratio
3039	100.00%
3033	95.00%
3030	90.00%
3021	85.00%
3020	80.00%
3021	75.00%
3016	70.00%
3012	65.00%
3006	60.00%
2995	55.00%
2972	50.00%
2940	45.00%
2888	40.00%
2832	35.00%
2757	30.00%
2668	25.00%
2557	20.00%
2420	15.00%
2233	10.00%
1931	5.00%
	0.00%

STLWD SERIES CUT INCREMENT GUIDE

Segment	Length (MM)	Length (Inches)	Length (Feet)
1	100	3.94	0.33
2	200	7.88	0.66
3	300	11.82	0.99
4	400	15.76	1.31
5	500	19.7	1.64
6	600	23.64	1.97
7	700	27.58	2.30
8	800	31.52	2.63
9	900	35.46	2.96
10	1000	39.4	3.28
11	1100	43.34	3.61
12	1200	47.28	3.94
13	1300	51.22	4.27
14	1400	55.16	4.60
15	1500	59.1	4.93
16	1600	63.04	5.25
17	1700	66.98	5.58
18	1800	70.92	5.91
19	1900	74.86	6.24
20	2000	78.8	6.57

Segment	Length (MM)	Length (Inches)	Length (Feet)
21	2100	82.74	6.90
22	2200	86.68	7.22
23	2300	90.62	7.55
24	2400	94.56	7.88
25	2500	98.5	8.21
26	2600	102.44	8.54
27	2700	106.38	8.87
28	2800	110.32	9.19
29	2900	114.26	9.52
30	3000	118.2	9.85
31	3100	122.14	10.18
32	3200	126.08	10.51
33	3300	130.02	10.84
34	3400	133.96	11.16
35	3500	137.9	11.49
36	3600	141.84	11.82
37	3700	145.78	12.15
38	3800	149.72	12.48
39	3900	153.66	12.81
40	4000	157.6	13.13

Segment	Length (MM)	Length (Inches)	Length (Feet)
41	4100	161.54	13.46
42	4200	165.48	13.79
43	4300	169.42	14.12
44	4400	173.36	14.45
45	4500	177.3	14.78
46	4600	181.24	15.10
47	4700	185.18	15.43
48	4800	189.12	15.76
49	4900	193.06	16.09
50	5000	197	16.42
51	5100	200.94	16.75
52	5200	204.88	17.07
53	5300	208.82	17.40
54	5400	212.76	17.73
55	5500	216.7	18.06
56	5600	220.64	18.39
57	5700	224.58	18.72
58	5800	228.52	19.04
59	5900	232.46	19.37
60	6000	236.4	19.70
61	6100	240.34	20.03
62	6200	244.28	20.36


COMPATIBLE MOUNTING CHANNELS 10mm



ECONOMY

EE1-AAFR

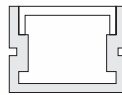
Dimensions: 5/8" (16mm) W
x 1/4" (7mm) H



ECONOMY 45

EE45-AAFR

Dimensions: 3/4" (19mm) W
x 3/4" (19mm) H



UNIVERSAL

PE-AA2 / PE-UNV

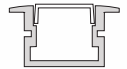
Dimensions: 16/25" (16mm) W
x 47/100" (12mm) H



UNIVERSAL MINI

PE-AA1 / PE-UNV MINI

Dimensions: 19/32" (15mm) W
x 1/4" (6mm) H



DOUBLE FLANGE

PE-AA2DF

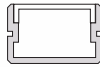
Dimensions: 5/8" (16mm) W
x 7/16" (11mm) H



MINI DOUBLE FLANGE

PE-AA1DF

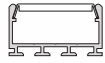
Dimensions: 19/32" (15mm) W
x 5/32" (4mm) H



GT

PE-GT

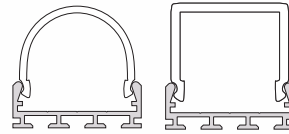
Dimensions: 3/4" (19mm) W
x 1/2" (12mm) H



GTX

PE-GTX

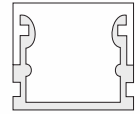
Dimensions: 1" (26mm) W
x 9/16" (14.5mm) H



TURBO

PE-TURBO2

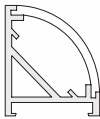
Dimensions: 1" (26mm) W x 1" (25mm) H



TRACE

PE-TRACE

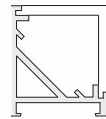
Dimensions: 13/16" (21mm) W
x 13/16" (21mm) H



RADIUS

PE-RAD

Dimensions: 25/32" (20mm) W
x 29/32" (23mm) H



RUBIK

PE-RUBIK

Dimensions: 29/32" (23mm) W
x 25/32" (20mm) H



STANT

PE-SSTANT

Dimensions: 1-3/16" (30mm) W
x 1/4" (7mm) H



TRIPLE STANT

PE-3STANT

Dimensions: 2-11/32" (59mm) W
x 3/8" (9mm) H



DYAD

PE-DYAD

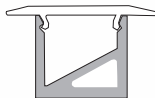
Dimensions: 1.35" (34.2mm) W
x 0.47" (12mm) H



CAMBER

PE-CMBR

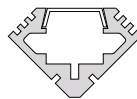
Dimensions: 0.71" (18mm) W x
0.23" (5.7mm) H



BEVEL 28

PE-B28

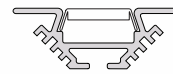
Dimensions: .47" (12mm) W
x .47" (12mm) H



PREMIUM 45

PE-AA45

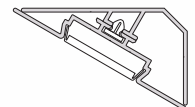
Dimensions: 3/4" (19mm) W
x 3/4" (19mm) H



PRO 45

PE-PRO45

Dimensions: 1-3/16" (30mm) W
x 7/16" (10mm) H



PRO 30

PE-PRO30

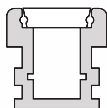
Dimensions: 1-13/16" (46mm) W
x 1-1/16" (27mm) H



HELM

PE-HELM

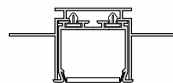
Dimensions: 13/16" (20mm) W
x 11/32" (8.5mm) H



PAVER

PE-PAVER

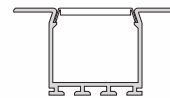
Dimensions: 1" (26mm) W
x 1" (26mm) H



MINI FLANGE SLOT

PE-SLOT

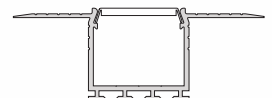
Dimensions: 1-3/16" (30mm) W
x 15/16" (24mm) H



STANDARD FLANGE SLOT

PE-DFSLOT

Dimensions: 1" (25mm) W
x 15/16" (24mm) H



INVISIBLE SLOT

PE-INVSLT

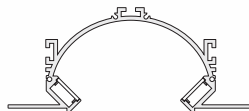
Dimensions: 1-1/16" (27mm) W
x 15/16" (24mm) H



VERGE

PE-VERGE

Dimensions: 4.85" (123.83mm) W
x 25/64" (10mm) H



ARC

PE-ARC

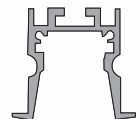
Dimensions: 4-13/16" (122.4mm) W
x 2" (50.8mm) H



SCOOP WW

PE-SWW

Dimensions: .54" (13.59mm) W
x 3.79" (96mm) H



REGAL REGRESS

PE-REG

Dimensions: 1.16" (29.49mm) W
x 1.03" (26.25mm) H



STRUT:

PE-STRUT

Dimensions: 5/8" (15.5mm) W
x 1-3/8" (29.89mm) H



AMERICAN LIGHTING WARRANTY

LIMITED WARRANTY FOR LED PRODUCTS: 5 YEARS

AVERAGE LIFE

Average incandescent lamp life, rated life and average life are terms used to describe the number of hours at which half of the lamps have failed. For LEDs, the hours of rated life specify the point at which 70% of original lumen output is reached. Below this point, the effective life is over, however, the LED may still emit light. Individual results may vary with actual environmental conditions including, but not limited to, proper installation, ambient temperature and/or input voltage fluctuations.

Warranty life based on average 8 hours/day use, 7 days/week. Product should be cycled off for at least 6 hours per day.

SAFETY

You must disconnect lighting products from the power supply before servicing or replacing bulbs. Only qualified personnel should install and perform service on lighting products. Periodic inspection and maintenance is required to keep equipment operating properly and at peak performance. Do not mount fixtures on or adjacent to combustible materials.

Lighting products may present a possible shock or fire hazard if improperly installed or attached in any way. Products should always be installed in accordance with their instruction manuals, current electrical codes, and/or the current National Electric Code (NEC). Code compliance is the sole responsibility of the person, company, or party performing the installation of product. Failure to comply with national and/or regional safety codes may result in hazardous or dangerous conditions, damage to property or life, and/or altered product performance/specifications.

LIMITED PRODUCT WARRANTY

Our products are warranted to be free from defects in material and workmanship for the warranty period listed on the reverse by product category. Warranty periods begin from the date of shipment from American Lighting Inc's warehouse to the original purchaser. Products that prove to be defective during their specific warranty period will be either repaired or replaced, at the sole discretion of American Lighting Inc. Claims for defective products must be submitted in writing to American Lighting Inc's RGA Department within the warranty period. Upon approval of such return, American Lighting Inc reserves the right to inspect the product for misuse or abuse. Claims for indirect or consequential damages or for any product that, in American Lighting Inc's opinion, has been misused will be denied. This is a warranty of product reliability only and not a warranty of merchantability or fitness for a particular purpose. American Lighting Inc shall have no liability whatsoever in any event for payment of incidental or consequential damages, including, without limitations, installation costs and/or damages for personal injury and/or property. These products may represent a possible shock or fire hazard if improperly installed or altered in any way. This warranty does not apply to any product that has not been properly installed in accordance with current local codes and/or the National Electrical Code. Products that require a transformer, driver or power supply must be used in conjunction with American Lighting Inc's recommended power supply to ensure safety and retain product warranty. Limited Product Warranty applies to lengths up to 75 feet for rope light products.

STANDARD LINEAR WARRANTY

Rope light and linear lighting products in all their various types and shapes, whether LED or incandescent, are wired in series parallel. This means that several individual lamps or LEDs are wired together in series to equal 12V, 24V or 120V. Then these sections are wired together (in parallel) to light up in unison. If one solder joint, lamp or resistor fails, a whole section will not light. Due to the number of elements involved, and the numerous extenuating circumstances beyond our control, American Lighting Inc offers a Standard Linear Warranty on most linear lighting products. The limited liability warranty is listed above, however the Standard Linear Warranty offers replacement product by section due to defective material and/or workmanship for one year beginning from the date of shipment from American Lighting Inc's warehouse to the original purchaser.

USE OF LINEAR LIGHTING IN OUTDOOR APPLICATIONS

Incandescent rope light and LED Flexbrite UL 2388 custom cuts; incandescent and LED Flexbrite pre-packaged kits; and UL Listed (special order) cuts of LED Neon Flexbrite Plus and Economy have factory assembled power connections and end caps that seal the rope from moisture. Due to strict quality control standards, American Lighting is able to offer a limited warranty on these items rather than the standard linear lighting warranty that replaces product by defective section only. For outdoor applications, best practices include using kits interconnected (same length kits are best for color control of White LED Flexbrite) or using custom cuts that do not exceed 75 feet.

For all linear lighting categories, any non-rated field connection made in an outdoor application should be properly sealed with dielectric grease covering all conductive materials; and properly installed power connections and end caps, sealed with dielectric grease, silicone, and heat shrink tube. However, since non-rated (field executed) power connections of linear lighting products cannot be quality controlled, and outdoor use of non-rated product is not recommended, American Lighting cannot warrant the product to any purchaser.

PRODUCT SPECIFICATIONS

For the latest product information, updates, instructions and details concerning specifications, colors, finishes, performance, installation and design, visit www.americanlighting.com. Color may vary from the color printed herein due to limitations in photographic and printing processes. American Lighting Inc. reserves the right to change product specifications without notice. Other product specifications such as color temperature, wavelength characteristics and lumen output are subject to production limitations and may vary.

LED technology is changing rapidly, and not all color temperatures and performance levels can be duplicated at a later time.

Best practices include purchasing 10-15% additional product for a project on the same initial order where white LED color temperatures must be maintained over project and product life. Eventual product replacement should be considered at layout and design stages. Best practices also include testing connections and product performance prior to mounting and/or installing.