

HYBRID 3 12VAC

12V AC Hybrid Tape Light

Superb light output for indoor and outdoor use. Parallel wiring in 4" cutting increments ensures that if one LED goes out, the rest of the LEDs continue to operate. Offering up to 45 lumens per foot, Hybrid 3 12VAC is an effective and energy efficient option for landscape and other accent applications.

- 12V AC input voltage operation - requires 12V AC transformer
- Available in 2700K and 3000K color temperatures
- 90+ color rendering index
- Lumen output up to 45Lm per foot
- Cuttable every 4" with 50ft max run (ETL listing void if cut)
- Field connectors available for power and linking capabilities
- IP65 rating featuring encased flexible housing design
- Dimmable (10-100%) with most CL and ELV dimmers
- cETLus Listed for indoor and outdoor locations
- 30,000 hours rated life



HYBRID 3 12VAC QUICK SPECS

INPUT VOLTAGE	12V AC
WATTAGE	0.5W per ft
LUMENS	Up to 45Lm per ft
CCT	2700K / 3000K
CRI	90+
MAX RUN	50ft
CUTTING POINTS	Every 4" (cETLus void if cut)
IP RATING	IP65 - Wet Location**
DIMMING	10-100%*
OPERATING TEMP	-30°C (-22°F) to 45°C (113°F)**
AMBIENT TEMP	-20°C (-4°F) to 42°C (107.6°F)**
STORAGE TEMP	-10°C (14°F) to 30°C (86°F)**
LED SPACING	Every 1.52"; 18 per foot
RATING	cETLus Listed (Void if field cut) †
RATED LIFE	30000 Hours

*Minimum loads may apply. Per the NEC, switched wall outlets cannot be used with wall dimmers.
 **Do not install in inclement weather or extreme temperature conditions (i.e. -25°C (-13°F) and below)
 † cETLus Listing for 120V is void if product is cut

HYBRID 3 12VAC QUICK LOOK




PROJECT: _____

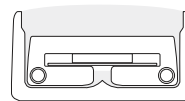
TYPE: _____

LOCATION: _____

CATALOG NUMBER: _____

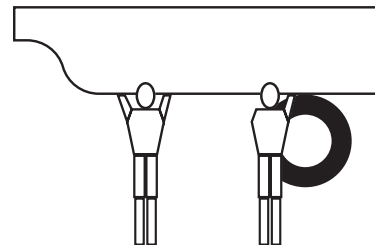


HYBRID 3 12VAC IP RATINGS

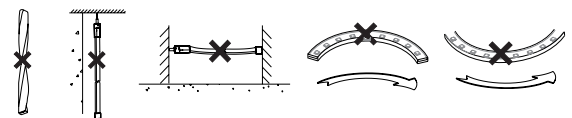


IP65 (Encased)
 Fully encased tape light in sealed jacketing that allows for wet location applications.
Best suited: Indoor & Outdoor wet locations

2 PERSON INSTALLATION RECOMMENDED



DO NOT TWIST, HANG VERTICALLY, SUSPEND UNSUPPORTED IN THE MIDDLE, OR BEND ALONG SHORT SIDE



HYBRID 3 12VAC ORDERING INFORMATION

ITEM NUMBER	VOLTAGE	CCT	LENGTH	LUMENS / FT	WATTAGE / FT	IP RATING	CRI	CUTTING	MAX RUN
12VAC-H3-27	12V AC	2700K	50 ft	45Lm / ft	0.5W / ft	IP65	90+	4" (101.6mm)	50 ft
12VAC-H3-30	12V AC	3000K	50 ft	45Lm / ft	0.5W / ft	IP65	90+	4" (101.6mm)	50 ft

50ft Reels (IP65) Include: (1) 5ft Attached Power Cord / (4) 12VAC-H3-CONKIT / (50) Clear Plastic Mounting Clips w/Screws
 12V AC Transformer Not Included

HYBRID 3 12VAC ACCESSORIES

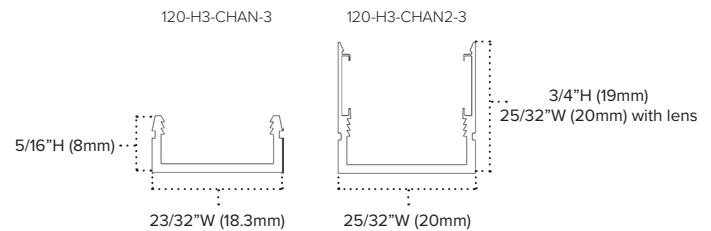
ITEM NUMBER	DESCRIPTION
12VAC-H3-CONKIT	5ft Power Connection Kit w/Bare Wire
120-H3-JUMP.5	6" Linking Cable
120-H3-JUMP3	3ft Linking Cable
120-H3-JUMP6	6ft linking Cable
120-H3-SPL	In-line Splice
120-H3-END	End Cap
120-H3-CLIPS	Mounting Clips (Qty 10)
120-H3-SCLIPS-22	Saddle Mounting Clips (Qty 22)
120-H3-CHAN-3	1m Aluminum Mounting Channel
120-H3-CHAN-CLIPADJ	Adjustable Clip for 120-H3-CHAN-3
120-H3-CHAN2-3	1m Aluminum Deep Mounting Channel w/Lens
12VAC-H3-CHANSH-1M	1M Black Aluminum Shielded Channel
12VAC-H3-CHANSH-ANGL	Black Aluminum Angle Shield for 12VAC-H2-CHANSH
12VAC-H3-CHANSH-SUBCLIP	Aluminum Substrate Clip for 12VAC-H3-CHANSH



HYBRID 3 12VAC RECOMMENDED DIMMERS

BRAND	MODEL / #	TYPE	DIMMING RANGE
LUTRON	DIVA / DVELV-300P-LA	ELV	10-100%
LUTRON	SKYLARK / SELV 300P	ELV	10-100%

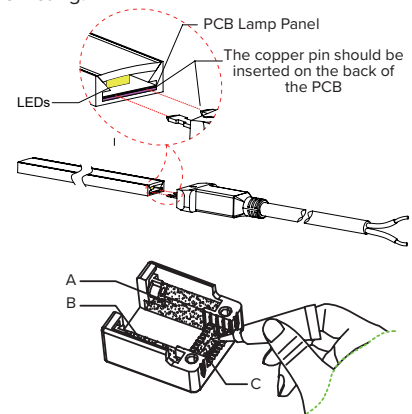
HYBRID 3 CHANNEL DIMENSIONS



HYBRID 3 CONSIDERATIONS

BE SURE TO READ THE INSTRUCTION MANUAL (INCLUDED WITH THE PRODUCT OR DOWNLOADABLE ON AMERICANLIGHTING.COM) FULLY PRIOR TO ATTEMPTING INSTALLATION

- Follow instructions carefully when splicing Hybrid 3 sections or attaching power cords. Ensure that all connections, including the end cap on the last segment, are properly installed with dielectric grease and shrink tube to preclude the entrance of water (outdoor applications). cETLus Listing is void when product is cut.
 - Risk of fire. Do not replace attachment plug. Discard product if attachment plug is damaged.
 - 120V Hybrid 3 is cETLus Listed, but this safety rating is void if the 164ft reel is cut. Cutting the Hybrid 3 and/or altering the power cord in any way including, but not limited to cutting, splicing, and/or adding any power accessories will void the ETLus Listing.
 - Do not exceed 164ft maximum run distance in any single run (75ft maximum recommended).
- Determine the required length for flexible light.
 - Cut the Hybrid 3 squarely at the nearest cut mark using a sharp rope light cutting tool or shears. See Figure 1. NOTE: Hybrid 3 is wired in parallel with 4" cutting increments. Cutting anywhere other than cutting increment will damage an LED and/or internal wiring.
 - Place the rubber ring (included with the conkit) into the pin block side of the conkit. See Figure 2.
 - Insert transparent "U" plug (included with conkit) into upper surface of the PCB inside the Hybrid 3. See Figure 3.
 - Insert the pin block into the Hybrid 3 strip as shown in Figure 4. The copper pins should be inserted on the back of the PCB.
 - Apply silicone glue to locations A, B, and C of pin block. See Figure 5.
 - Press the pin block and Hybrid 3 into the connector's pedestal, then place the cover over the pedestal. See Figure 6.
 - Screw down the lock screws to secure the conkit in place. See Figure 7.
 - Plug the 120V plug into an appropriate 120V receptacle.





AMERICAN LIGHTING WARRANTY

LIMITED WARRANTY FOR LED PRODUCTS: 1 YEARS

AVERAGE LIFE

Average incandescent lamp life, rated life and average life are terms used to describe the number of hours at which half of the lamps have failed. For LEDs, the hours of rated life specify the point at which 70% of original lumen output is reached. Below this point, the effective life is over, however, the LED may still emit light. Individual results may vary with actual environmental conditions including, but not limited to, proper installation, ambient temperature and/or input voltage fluctuations.

Warranty life based on average 8 hours/day use, 7 days/week. Product should be cycled off for at least 6 hours per day.

SAFETY

You must disconnect lighting products from the power supply before servicing or replacing bulbs. Only qualified personnel should install and perform service on lighting products. Periodic inspection and maintenance is required to keep equipment operating properly and at peak performance. Do not mount fixtures on or adjacent to combustible materials.

Lighting products may present a possible shock or fire hazard if improperly installed or attached in any way. Products should always be installed in accordance with their instruction manuals, current electrical codes, and/or the current National Electric Code (NEC). Code compliance is the sole responsibility of the person, company, or party performing the installation of product. Failure to comply with national and/or regional safety codes may result in hazardous or dangerous conditions, damage to property or life, and/or altered product performance/specifications.

LIMITED PRODUCT WARRANTY

Our products are warranted to be free from defects in material and workmanship for the warranty period listed on the reverse by product category. Warranty periods begin from the date of shipment from American Lighting Inc's warehouse to the original purchaser. Products that prove to be defective during their specific warranty period will be either repaired or replaced, at the sole discretion of American Lighting Inc. Claims for defective products must be submitted in writing to American Lighting Inc's RGA Department within the warranty period. Upon approval of such return, American Lighting Inc reserves the right to inspect the product for misuse or abuse. Claims for indirect or consequential damages or for any product that, in American Lighting Inc's opinion, has been misused will be denied. This is a warranty of product reliability only and not a warranty of merchantability or fitness for a particular purpose. American Lighting Inc shall have no liability whatsoever in any event for payment of incidental or consequential damages, including, without limitations, installation costs and/or damages for personal injury and/or property. These products may represent a possible shock or fire hazard if improperly installed or altered in any way. This warranty does not apply to any product that has not been properly installed in accordance with current local codes and/or the National Electrical Code. Products that require a transformer, driver or power supply must be used in conjunction with American Lighting Inc's recommended power supply to ensure safety and retain product warranty. Limited Product Warranty applies to lengths up to 75 feet for rope light products.

STANDARD LINEAR WARRANTY

Rope light and linear lighting products in all their various types and shapes, whether LED or incandescent, are wired in series parallel. This means that several individual lamps or LEDs are wired together in series to equal 12V, 24V or 120V. Then these sections are wired together (in parallel) to light up in unison. If one solder joint, lamp or resistor fails, a whole section will not light. Due to the number of elements involved, and the numerous extenuating circumstances beyond our control, American Lighting Inc offers a [Standard Linear Warranty](#) on most linear lighting products. The limited liability warranty is listed above, however the Standard Linear Warranty offers replacement product by section due to defective material and/or workmanship for one year beginning from the date of shipment from American Lighting Inc's warehouse to the original purchaser.

USE OF LINEAR LIGHTING IN OUTDOOR APPLICATIONS

Incandescent rope light and LED Flexbrite UL 2388 custom cuts; incandescent and LED Flexbrite pre-packaged kits; and UL Listed (special order) cuts of LED Neon Flexbrite Plus and Economy have factory assembled power connections and end caps that seal the rope from moisture. Due to strict quality control standards, American Lighting is able to offer a limited warranty on these items rather than the standard linear lighting warranty that replaces product by defective section only. For outdoor applications, best practices include using kits interconnected (same length kits are best for color control of White LED Flexbrite) or using custom cuts that do not exceed 75 feet.

For all linear lighting categories, any non-rated field connection made in an outdoor application should be properly sealed with dielectric grease covering all conductive materials; and properly installed power connections and end caps, sealed with dielectric grease, silicone, and heat shrink tube. However, since non-rated (field executed) power connections of linear lighting products cannot be quality controlled, and outdoor use of non-rated product is not recommended, American Lighting cannot warrant the product to any purchaser.

PRODUCT SPECIFICATIONS

For the latest product information, updates, instructions and details concerning specifications, colors, finishes, performance, installation and design, visit www.americanlighting.com. Color may vary from the color printed herein due to limitations in photographic and printing processes. American Lighting Inc. reserves the right to change product specifications without notice. Other product specifications such as color temperature, wavelength characteristics and lumen output are subject to production limitations and may vary.

LED technology is changing rapidly, and not all color temperatures and performance levels can be duplicated at a later time. Best practices include purchasing 10-15% additional product for a project on the same initial order where white LED color temperatures must be maintained over project and product life. Eventual product replacement should be considered at layout and design stages. Best practices also include testing connections and product performance prior to mounting and/or installing.